I hereby certify that the following agenda was posted at least 72 hours prior to the time of the meeting so noticed below at 24251 Los Alisos Boulevard, Lake Forest, California.

ROBERT R. HILL, Secretary of the El Toro Water District and the Board of Directors thereof

AGENDA

EL TORO WATER DISTRICT REGULAR MEETING OF THE BOARD OF DIRECTORS

August 23, 2018 7:30 a.m.

CALL MEETING TO ORDER – President Goldman

PLEDGE OF ALLEGIANCE – Director Adjarian

ORAL COMMUNICATIONS/PUBLIC COMMENTS

Members of the public may address the Board at this time or they may reserve this opportunity with regard to an item on the agenda, until said item is discussed by the Board. Comments on other items will be heard at the time set aside for "DIRECTORS COMMENTS/NON-AGENDA ITEMS." The public will identify themselves when called on and limit their comments to three minutes.

ITEMS RECEIVED TOO LATE TO BE AGENDIZED

Determine need and take action to agendize items(s) which arose subsequent to the posting of the Agenda. (ROLL CALL VOTE: Adoption of this recommendation requires a two-thirds vote of the Board members present, or, if less than two-thirds of the Board members are present, a unanimous vote of those members present.)

PRESENTATION OF AWARDS, RECOGNITIONS AND INTRODUCTIONS

a. Service Awards

1. Mr. Hill will recognize and congratulate on behalf of the Board, Chris Goodchild, Collections Maintenance Worker III, for 20 years of service with the District.

b. Continuing Education & Training, Degree and Certification Program acknowledgement

No acknowledgement this month.

c. Special District/Employee Association/Community Award Acknowledgement and Employee Special Recognition

No acknowledgement this month.

CONSENT CALENDAR

(All matters under the Consent Calendar will be approved by one motion unless a Board member or a member of the public requests separate action or discussion on a specific item)

1. **Approval of Minutes** (Minutes Included)

Consider approving minutes of the July 17, 2018 Special Board meeting.

Consider approving minutes of the July 26, 2018 Board meeting.

2. **Attendance at Conferences and Meetings**

a. Consider approving the Directors to attend the ACWA fall conference November 27-30,2018 in San Diego, CA

APPROVAL OF ITEMS REMOVED FROM TODAY'S CONSENT CALENDAR

The Board will discuss items removed from today's Consent Calendar requiring further discussion.

Recommended Action: The Board will be requested to approve the items removed from today's consent Calendar.

DIRECTOR/COMMITTEE REPORTING

3. **Director Reports for Meetings Attended** (Oral Report)

GENERAL MANAGER ACTION ITEMS

4. **Resolution No. 18-8-2 Nominating Director Monin on the ISDOC Executive Committee** (Reference Material Included)

Staff will review and comment on the official notice and call for candidates for the positions of President, First Vice-President, Second

Vice-President, Third Vice President, Secretary and Treasurer on the Executive Committee of the Independent Special Districts of Orange County (ISDOC). Resolution No. 18-8-2 nominates Director Monin to hold the following position: First Vice-President on the ISDOC Executive Committee. Nominations are due on or before September 18, 2018.

Recommended Action: Staff recommends that the Board of Directors adopt Resolution No. 18-8-2, which nominates Director Monin to hold the following position: First Vice-President on the ISDOC Executive Committee. Staff further recommends that the Board of Directors direct the District's General Manager/Secretary to forward Director Monin's "Letter of Interest" and said Resolution to Heather Baez at MWDOC.

RESOLUTION NO. 18-8-2
RESOLUTION OF THE BOARD OF DIRECTORS
OF THE EL TORO WATER DISTRICT
NOMINATING DIRECTOR MONIN
TO THE FOLLOWING POSITION:
FIRST VICE-PRESIDENT
ON THE ISDOC EXECUTIVE COMMITTEE

5. **Resolution No. 18-8-3 Adopting the 2018 South Orange County Integrated Regional Water Management Plan** (Reference Material Included)

ETWD is a member of the South Orange County Watershed Management Area (SOCWMA), which was formed with the County, and cities and water/sewer districts within South Orange County. Staff will review and comment on the 2018 Plan and the necessity for the Board of Directors to adopt the 2018 SOC Integrated Regional Water Management Plan.

Recommended Action: Staff recommends that the Board of Directors approve Resolution No. 18-8-3 adopting the 2018 SOC Integrated Regional Water Management Plan.

RESOLUTION NO. 18-8-3
RESOLUTION OF THE BOARD OF DIRECTORS
OF THE EL TORO WATER DISTRICT
ADOPTING THE 2018 SOC INTEGRATED REGIONAL
WATER MANAGEMENT PLAN

6. **Resolution No. 18-8-4 adopting the Update to the District's Local CEQA Guidelines** (Reference Material Included)

The State CEQA Guidelines requires local agencies to adopt "objectives, criteria and procedures" to implement the requirements of the CEQA statute and the State CEQA Guidelines (State CEQA Guidelines Section

15022). The El Toro Water District's Local CEQA Guidelines have been revised and amended to reflect recent changes to the State CEQA Guidelines, the Public Resources Code, and relevant court opinions.

Recommended Action: Staff recommends that the Board of Directors adopt Resolution No. 18-8-4 approving the 2018 update to the District's Local California Environmental Quality Act (CEQA) Guidelines.

RESOLUTION NO. 18-8-4

RESOLUTION OF THE BOARD OF DIRECTORS
OF EL TORO WATER DISTRICT
ADOPTING THE 2018 UPDATE TO THE DISTRICT'S
LOCAL CALIFORNIA ENVIRONMENTAL QUALITY ACT (CEQA)
GUIDELINES
(PUB. RESOURCES CODE §§ 21000 ET SEQ.)

GENERAL MANAGER INFORMATION ITEMS

7. **General Manager's Monthly Report** (Report Included)

   Staff will review and comment on the General Manager's Monthly Report.

8. **State Drought Regulations – Monthly Report** (Reference Material Included)

   Staff will review and comment on reporting of monthly and cumulative water production compared to actual water production in 2013.

9. **Legislative Reports** (Reference Materials Included)

   Staff and General Counsel will review and comment on the Legislative reports.

10. **Public Education and Outreach & Water Conservation Reports** (Reference Material Included)

11. **SOCWA Reports** (Reference Material Included)

    a. SOCWA Board Meeting – August 2, 2018 - canceled
    b. SOCWA Engineering Committee Meeting – August 9, 2018
    c. SOCWA Finance Committee Meeting – August 10, 2018

12. **Municipal Water District Of Orange County (MWDOC) Report** (Reference Material Included)

a. MWDOC/MET Directors Workshop – August 1, 2018
b. MWDOC Planning/Operations Committee – August 6, 2018
c. MWDOC Administration & Finance Committee – August 8, 2018
d. MWDOC Public Affairs & Legislation Committee – August 13, 2018
e. MWDOC Board Meeting – August 15, 2018
f. MWDOC Managers Meeting – August 16, 2018

13. **Local Agency Formation Commission (LAFCO) Report**

a. Report on the August 8, 2018 LAFCO meeting

14. **South Orange County Watershed Management Area (SOCWMA) Management and/or Executive Committee Report**

a. Report on the August 2, 2018 Executive Committee meeting

15. **ISDOC Meetings** (Reference Material Included)

a. Report on the August 7, 2018 ISDOC Executive Committee Meeting

16. **WACO Meetings** (Reference Material Included)

a. Report on the August 3, 2018 WACO Meeting

b. Report on the August 21, 2018 WACO Planning Committee meeting

17. **City Coordination Efforts**

There was no meeting.

COMMITTEE AND GENERAL INFORMATION

18. **Dates to Remember for August/September 2018** (Reference Material Included)

19. **Carry-Over Pending Matters** (Reference Material Included)

DIRECTOR COMMENTS/NON-AGENDA ITEMS

ATTORNEY REPORT

CLOSED SESSION

At this time the Board will go into Closed Session as follows:

1. In accordance with Government Code Section 54956.96 in order to receive, discuss, and/or take action concerning information obtained by the District's representative pertaining to a closed session of the South Orange County Wastewater Authority ("SOCWA"), a joint powers agency.

2. In accordance with Government Code Section 54956.9 (d)(3) to consider taking action on a claim for damages to underground electrical facilities filed by Southern California Edison (SCE) on June 20, 2018.

REGULAR SESSION

REPORT ON CLOSED SESSION (Legal Counsel)

Mr. Granito will provide an oral report on the Closed Session.

ADJOURNMENT

Recommended Action: The Board will be requested to take action adjourning today's Board meeting to **Thursday, September 27, 2018 at 7:30 a.m.** at the El Toro Water District, 24251 Los Alisos Boulevard, Lake Forest, California.

The agenda material for this meeting is available to the public at the District's Administrative Office, which is located at 24251 Los Alisos Blvd., Lake Forest, Ca. 92630. If any additional material related to an open session agenda item is distributed to all or a majority of the board of directors after this agenda is posted, such material will be made available for immediate public inspection at the same location.

Request for Disability-Related Modifications or Accommodations

If you require any disability-related accommodation, including auxiliary aids or services, in order to participate in this public meeting, please telephone the District's Recording Secretary, Polly Welsch at (949) 837-7050, extension 225 at least forty-eight (48) hours prior to said meeting. If you prefer, your request may be submitted in writing to El Toro Water District, P.O. Box 4000, Laguna Hills, California 92654, Attention: Polly Welsch.

MINUTES OF THE SPECIAL MEETING
OF THE
BOARD OF DIRECTORS
OF THE
EL TORO WATER DISTRICT
July 17, 2018

President Goldman called the meeting of the Board of Directors of the ELTORO WATER DISTRICT to order at 7:30 o'clock a.m. on July 17, 2018 at the El Toro Water District Administrative Offices, 24251 Los Alisos Boulevard, Lake Forest, California.

Vice President Vergara led in the Pledge of Allegiance to the flag.

Directors M. SCOTT GOLDMAN, JOSE F. VERGARA, MARK MONIN, and FRED ADJARIAN were present.

DENNIS P. CAFFERTY, Assistant General Manager/District Engineer, and NEELY SHAHBAKHTI, Finance Manager/Controller, were absent.

Also present were ROBERT R. HILL, General Manager/Secretary, JUDY CIMORELL, Human Resources Manager, GILBERT J. GRANITO, General Counsel, MICHAEL GASKINS, Customer, CAROL MOORE, Laguna Woods Mayor, and KATHRYN FRESHLEY, Customer.

Oral Communications - Public Comments

President Goldman stated that at this time members of the public may address the Board or they may reserve this opportunity with regards to an item on the agenda, until the Board discusses said item later in today's meeting.

There were no public comments.

Discussion/Action Items

Board Vacancy/Interviews

President Goldman stated that there are two candidates for the open Board seat. He further stated that the Board will interview the candidates separately, and will begin with Ms. Freshley making some comments.

Ms. Freshley thanked the Board for the interview. She stated that she regularly attends the ETWD Board meetings for the past 6 years, and she has attended WACO meetings, ISDOC meetings, MWDOC Forum dinner meetings, along with the OC Water Summit seminars, a tour of the SOCWA facilities, the Water Education Foundation, South Coast Watershed meetings, tours of the lower Colorado river and the Bay Delta, and various education lectures.

Ms. Freshley stated that her purpose in attending these meetings and tours is to educate herself in the water industry and issues throughout the state. She further stated that her education and background drive her to understand issues involved in business before offering any opinions.

Ms. Freshley stated that she feels up-to-date on the issues with the twin tunnels, the LAFCO MSR and SOI reviews. She further stated that she feels that she can make a positive contribution to the ETWD Board.

President Goldman stated that the Board will now ask some interview questions of the candidate.

Director Adjarian asked why are you seeking this position. Ms. Freshley replied that since she has retired she would like to stay involved in the community.

Director Monin asked what is her understanding of the mission of ETWD. Ms. Freshley replied that the mission of any water district should be to provide clean water for residents and recognizing issues in obtaining the imported water and make it available for customers and stay cost effective.

President Goldman asked is she is aware of the projects that the District has invested in. Ms. Freshley replied that she regularly attends the Board meetings and is aware of the District's past and current water projects.

Vice President Vergara asked how reliable should the District's services be. Ms. Freshley replied that the District should be very reliable as it provides services to the customers.

Director Adjarian asked if she supports investment in local water supply development. Ms. Freshley replied that it depends on what local water supply we have, and she has not yet decided on the desal idea due to cost.

Director Monin asked if she is familiar with the District's water allocation based tiered conservation rate structure and if she is in favor of it. Ms. Freshley replied that she is familiar with the tiered rate structure, and is in favor of it.

President Goldman stated that the District operates in a capital intensive environment, and he asked what is her philosophy regarding cash reserves. Ms. Freshley replied that cash reserves are critical to any business to operate effectively and for emergency situations.

Vice President Vergara asked what are the top expectations of the District's customers. Ms. Freshley replied that customers expect clean water when they turn on the faucet and flush the toilets, and affordability is key.

Director Adjarian asked what is her understanding of the challenges facing the water industry. Ms. Freshley replied that it depends on Southern California's issues for water and sewer including capital structure and infrastructure reliability.

Director Monin asked what is her understanding of the biggest challenges for the District. Ms. Freshley replied that she feels we need to ensure that we have adequate supply of imported water.

President Goldman asked how much time would she be able to commit to the District business each month. Ms. Freshley replied that she is not currently on any Board or LAFCO, so she has plenty of free time to commit to District business.

Vice President Vergara stated that we provide water and sewer services, and asked if she is familiar with the District's wastewater plant and disposal processing. Ms. Freshley replied that she has not been to the Plant, but she understands the process since she toured SOCWA's plant and some water tours.

Director Monin asked where she went to high school. Ms. Freshley replied that she went to high school in South Bend, Indiana.

Director Monin stated that her resume states that she did University Grad work and asked if she received a Master's degree. Ms. Freshley replied no, she took Engineering courses and Project Management, and took courses through General Electric.

Director Monin asked for a brief explanation of her past experiences. Ms. Freshley explained that she was an Engineer, Project Engineer, and worked on proposals for various projects. She further stated that she was relocated to

Europe and worked in Strategic Planning and ran one of the plants that manufactured electrical equipment, and then she returned to Illinois as an Executive for a switch relay plant.

Director Monin asked what highs and lows of her career would she like to comment on. Ms. Freshley stated that she enjoyed each job she has had, and found that at GE she moved each 4-5 years at the Executive level. She further stated that she enjoyed the Ben & Jerry's franchise and consulting and working with people.

At approximately 8:02 o'clock a.m. Ms. Freshley left the meeting. Also at this time, Mr. Gaskins returned to the meeting.

President Goldman thanked Mr. Gaskins for taking the time to come to the meeting and filling out the application.

Mr. Gaskins stated that he included in his resume his water district experience, and has great appreciation for water districts. He further stated that he would like to contribute to the District.

Director Adjarian asked why he is seeking this position. Mr. Gaskins replied that he is retired and interested in contributing to the District.

Director Monin asked what is his understanding of the mission of ETWD. Mr. Gaskins replied to provide safe drinking water to the public and waste disposal in an environmentally safe way.

President Goldman asked if he is aware of the projects that the District has invested in to improve water supply reliability. Mr. Gaskins replied that he has seen the notices of recycled water pipelines, and was wondering where the

District stands on the Poseidon desal project. He further stated that he knows where the Plant is located.

Vice President Vergara asked how reliable should the District's services be. Mr. Gaskins replied that the District should be very reliable to customers needing assistance.

Director Adjarian asked if he supports investment in local supply development. Mr. Gaskins replied yes, where it is available.

Director Monin asked if he is familiar with the District's water allocation based tiered conservation rate structure and are you in favor of it. Mr. Gaskins replied that he is not familiar with the rate structure, but he is in favor of tiered rates for higher users.

President Goldman stated that the District operates in a capital intensive environment and asked what is his philosophy regarding cash reserves. Mr. Gaskins replied that he would prefer a 25% cash reserve in case of emergency.

Vice President Vergara asked what do you see as the top expectations of the District's customers. Mr. Gaskins replied that the customers expect water districts to do their job well to provide water when the faucet turns on and the toilet flushes.

Director Adjarian asked what his understandings of the challenges facing the water industry. Mr. Gaskins replied that aging infrastructure and plans to keep the district running, and maintaining a reliable supply of clean water.

Director Monin what is your understanding of the challenges facing ETWD. Mr. Gaskins replied that he feels public relations, water supply, and infrastructure are the challenges.

President Goldman how much time he would have available to commit to the District business each month. Mr. Gaskins replied as much time as is needed.

Vice President Vergara asked if he is familiar with the District's wastewater disposal process. Mr. Gaskins replied that he knows where the treatment plant is, and he knows what treatment plants do to process waste.

Director Monin asked for a brief update on his past careers. Mr. Gaskins replied that he parted ways from the city of Montebello as the HR Director due to a conflict.

Director Monin stated that for 16+ years he was a labor representative and asked what this entailed. Mr. Gaskins replied that employees formed an association to protect their benefits, negotiated contracts, and MOU's.

Director Monin asked what are the highs and lows of your careers. Mr. Gaskins replied that good judgement comes from experience, and sometimes mistakes are made.

At approximately 8:27 o'clock a.m. the Board took a short recess.

At approximately 8:31 o'clock a.m. the meeting resumed.

President Goldman asked for Board discussion and a possible Motion. He further stated that the candidates should also attend our quarterly CAG meetings to learn more about the District and community projects.

Vice President Vergara thanked the candidates for coming to the meeting and applying for the position.

President Goldman stated that he feels that Ms. Freshley is the stronger candidate for the Board seat, as she has attended several Board meetings, is current on the Districts projects and issues, and has been attending the LAFCO meetings.

Vice President Vergara stated that Ms. Freshley is familiar with the LAFCO MSR/SOI process and this will assist the District. Director Adjarian concurred, and stated that she also attended water tours and presentations at other agencies.

President Goldman stated that LAFCO MSR/SOI consolidation is very important to the District, and having been on the LAFCO Commission will assist the District. He further stated that they are both good candidates.

Director Monin agreed, and he feels that Ms. Freshley's knowledge about specifics on her past career and water district meetings she has attended was important.

Vice President Vergara explained that the candidates should not give up wanting to provide community services, and he suggested that they continue to attend meetings to learn of the issues and projects in the District.

Board of Directors Appointment

President Goldman asked for a Motion.

Motion: Vice President Vergara made a Motion, seconded by Director Adjarian, and unanimously carried across the Board, to appoint Ms. Kathryn

Freshly to the vacant seat on the ETWD Board for the remainder of the term which expires December 7, 2018.

Roll Call Vote:

Vice President Vergara	aye
President Goldman	aye
Director Monin	aye
Director Adjarian	aye

Swearing In Oath of Office

The District's Secretary gave the Oath of Office to Ms. Kathryn Freshley. The Board then congratulated Director Freshley.

Formal Notification to the Registrar of Voters

Mr. Hill stated that the District has 15 days to notify the Registrar of Voters of the County of Orange of the appointment. He further stated that in addition we will notify the Clerk of the Orange County Board of Supervisors of this appointment.

Director Comments/Non-agenda Items

There were no comments.

Adjournment

There being no further business to come before the Board, the following motion was duly made and passed.

Motion: Director Monin made a Motion, seconded by Director Adjarian and unanimously carried across the Board that today's meeting be hereby adjourned at 8:55 o'clock a.m.

President Goldman called for a Roll Call vote.

Roll Call Vote

Director Monin	aye
Director Adjarian	aye
President Goldman	aye
Vice President Vergara	aye

Respectfully submitted,

POLLY WELSCH
Recording Secretary

APPROVED:

M. SCOTT GOLDMAN, President of
the El Toro Water District and the
Board of Directors thereof

ROBERT R. HILL, Secretary
of the El Toro Water District and
the Board of Directors thereof

MINUTES OF THE REGULAR MEETING
OF THE
BOARD OF DIRECTORS
OF THE
EL TORO WATER DISTRICT
July 26, 2018

Vice President Vergara called the meeting of the Board of Directors of the ELTORO WATER DISTRICT to order at 7:30 o'clock a.m. on July 26, 2018 at the El Toro Water District Administrative Offices, 24251 Los Alisos Boulevard, Lake Forest, California.

Director Monin led in the Pledge of Allegiance to the flag.

Present at today's meeting were Committee Members JOSE F. VERGARA, MARK MONIN, FRED ADJARIAN and KATHRYN FRESHLEY.

Committee Member M. SCOTT GOLDMAN, and DENNIS P. CAFFERTY, Assistant General Manager/District Engineer, were absent.

Also present were ROBERT R. HILL, General Manager/Secretary, JUDY CIMORELL, Human Resources Manager, RICK OLSON, Operations Superintendent, NEELY SHAHBAKHTI, Finance Manager/Controller, BOBBY YOUNG, Project Engineer, NANCY LAURSEN, Accountant/Insurance Administrator, ED PETERSON, Collections Crew Chief, GILBERT J. GRANITO, General Counsel, SHERRI SEITZ, Public Relations/Emergency Preparedness Administrator, and POLLY WELSCH, Recording Secretary.

<u>Oral Communications - Public Comments</u>

Vice President Vergara stated that at this time members of the public may address the Board or they may reserve this opportunity with regards to an item on the agenda, until the Board discusses said item later in today's meeting.

There were no comments.

Items Received Too Late To Be Agendized

Vice President Vergara asked if there are any items received too late to be agendized. Mr. Hill replied no.

Presentation of Awards, Recognitions and Introductions

Mr. Hill recognized and congratulated on behalf of the Board, Nancy Laursen, Accountant/Insurance Administrator for 30 years of service with the District.

Mr. Hill recognized and congratulated on behalf of the Board, Edward Peterson, Collections Crew Chief for 30 years of service with the District.

Vice President Vergara thanked Ms. Laursen and Mr. Peterson for their dedicated years of service and expressed appreciation. Directors Freshley, Adjarian, and Monin concurred.

At approximately 7:45 o'clock a.m. Ms. Laursen and Mr. Peterson left the meeting.

Special District/Employee Association/Community Award Acknowledgement and Employee Special Recognition

There were no acknowledgements.

Consent Calendar

All matters under the Consent Calendar will be approved by one motion unless a Board member or a member of the public requests separate action or discussion on a specific item.

1. Approval of June 28, 2018 Board meeting minutes.
2. Approval of the Attendances and Conferences
    a. CSDA conference September 24-27, 2018 in Indian Wells, CA

Motion: Director Adjarian made a Motion, seconded by Director Monin, and unanimously carried across the Board to approve the Consent Calendar.

Roll Call Vote:

Director Adjarian	aye
Director Monin	aye
Vice President Vergara	aye
Director Freshley	aye

Director Freshley asked for some instruction on how the conference approval process works. Mr. Hill replied that she will be given some guidance on how the conferences and Director's budgets are handled. He further stated that when the Board President returns from vacation, he will be in touch with Director Freshley regarding her new duties as a Board member.

Approval of Items Removed from the Consent Calendar

There were no items removed from today's Consent Calendar.

Director/Committee Reporting

Director Adjarian stated that he attended the WACO meeting, the SOCWA Board meeting, LAFCO, the OCWA luncheon, and he will be presenting on TV-6.

Director Monin stated that he attended the WACO meeting, the ISDOC Executive Committee meeting, the ISDOC Quarterly luncheon, the MWDOC/MET workshop, the MWDOC Admin/Finance meeting, and the So Cal Water Association meeting where they discussed the Salton Sea.

Vice President Vergara stated that he attended the MWDOC Planning/Operations meeting, the MWDOC Board meeting, the WACO meeting, and the MWDOC Admin/Finance, and the OCWA luncheon.

At approximately 7:55 o'clock a.m. Ms. Seitz joined the meeting.

General Manager Action Items

Resolution No. 18-7-1 Recognizing John Dudley's 100th Birthday and Dedication and Support of the District

Mr. Hill stated that staff is planning to present the Resolution to John Dudley at the August 9th CAG meeting.

Vice President Vergara asked for a Motion.

Motion: Director Freshley made a Motion, seconded by Director Adjarian and unanimously carried across the Board that the Board approve Resolution No. 18-7-1 which recognizes John Dudley's 100th birthday and dedication and support as a director of the El Toro Water District.

Roll Call Vote:

Director Adjarian	aye
Director Monin	aye
Director Freshley	aye
Vice President Vergara	aye

General Manager Information Items

General Manager's Monthly Report

Mr. Hill stated that there are a lot of studies going on about TDS and the Colorado river. He further stated that as of July 11th the blend of state water and Colorado river water, MET was getting 35% of the state water and the TDS was 497.

Mr. Hill stated that our TDS limit is 910 to remain in compliance. He further stated that the Jensen plant is 100% state water and is 232, but is high in organics and disinfectant issues.

Mr. Hill stated that Orange County is in a drought, either severe or moderate.

Mr. Hill stated that if we have a sewer spill, whether related to roots, or grease, it is not related to ineffective maintenance. He further stated that included in each month's report is a Spill Summary of any spills and where the spill goes, and how it was corrected.

Director Freshley asked about the camera view, does ETWD own the equipment. Mr. Hill replied yes we have our own high pressure cleaning device, large TV-video apparatus and a smaller one.

Director Monin stated that the Customer Service activity report looks good.

State Drought Regulations – Monthly Report

Mr. Hill stated that included in the package is the report we are required to file with the State. He further stated that we are doing very well compared to 2013 and are 24% below what we purchased and used in 2013.

Mr. Hill stated that we budgeted 7,000 acre feet and we came in at 7,345 acre feet. He further stated that production was budgeted to purchase 7300 acre feet and we came in at 7800 acre feet.

Legislative Reports

Mr. Hill stated that we rely on MWDOC and MET for the legislative reports. He further stated that SB 2050 is replacing the Water Tax Bill, and we are watching the Water Shutoff Prohibitions, and what does it mean from a Prop 218 perspective. He further stated that we are monitoring this legislation and what it could mean to ETWD.

Public Education and Outreach/Water Conservation Reports

Ms. Seitz stated that there was only one water waste complaint for the month of June for excessive water use and the customer received an educational door hanger.

Ms. Seitz stated that the August bill message is about rebate programs, which have changed on July 1st. She further stated that the turf removal program is now part of the rebate program.

Ms. Seitz stated that a college student requested a tour of the Plant and a meeting with our Project Engineer to better understand what goes on in the water world.

Ms. Seitz stated that staff is working on a Press Release for our new Board member.

At approximately 8:15 o'clock a.m. Ms. Seitz left the meeting.

SOCWA Reports

Director Adjarian stated that he attended the SOCWA Board meeting where they discussed the co-generation project, PC-17, and PC-24. He further stated that they also discussed employee retirements, their conflict of interest code, and their new General Counsel.

Director Adjarian stated that the next SOCWA Finance meeting will be August 10th, and they plan to discuss unfunded pension liability.

Director Freshley asked if they discuss upcoming projects at the Finance meeting. Director Adjarian replied that the budget is the big ticket item.

Director Freshley asked if the PC projects have a deadline or when are they done. Mr. Hill replied that for each project there is a useful life which varies and some have an expiration date on the agreement.

MWDOC

Vice President Vergara stated that he attended the MWDOC Planning and Operations meeting and there was nothing on the agenda that pertained to ETWD. He further stated that he attended the MWDOC Admin/Finance meeting, where they renewed a contract with Senator Atkins, and the Board meeting where there was a presentation on the history of certain forms.

Director Monin stated that at the MWDOC/MET workshop the discussed LRP, and the California Water Fix. He further stated that on the Finance meeting they discussed custodial services, their Records Retention schedule, and seismic rehabilitation project,

Mr. Hill stated that he did not attend the Managers meeting, but they were discussing the California Water Fix, and design and construction. He further

stated that the Delta Conveyance Office (DCO) was constructed, and things are moving forward.

Mr. Hill stated that they were also discussing the Orange County Water Reliability Study, where they are updating modeling for the inflows on the Colorado River and State Water project showing one tunnel being constructed. They also discussed LAFCO procedures, and a conservation legislation ACWA Toolkit.

Vice President Vergara stated that there is a Committee that is opposing the tunnel project, along with Senator Feinstein.

Director Freshley asked what is the issue. Vice President Vergara replied that they want to add language that says that there will be no more legal challenges or lawsuits on the tunnel project.

LAFCO

Director Adjarian stated that the meeting was lengthy and the Oath of Office was administered to the 5 Officers; Joyce Brothers was re-appointed, Doug Davert and Jim Fisler were re-appointed, Derek McGregor as the Public Member, and County Supervisor Todd Spitzer.

Director Adjarian stated that the LAFCO budget was adopted, and a salary increase for the Executive Director, and an agreement with BB&K for legal counsel for 3 years, and policies and procedures were discussed. He further stated that there were study sessions for the City of San Juan Capistrano Water and Wastewater Utility Systems. Director Adjarian stated that the MSR needed some fine tuning on the Governance Study and Wastewater projects, including

Outreach to the citizens of San Juan Capistrano. In addition, this will be brought back in September.

Director Adjarian stated that October is the ultimate target date to select and identify an agency.

SOCWMA

There was no meeting.

ISDOC Meetings

Director Monin stated that YLWD said it wasn't fair that the bigger agencies have been growing and they should absorb more of the LAFCO bill. He further stated that they created a 3-tier system; 1 leaving it the way it is, 2 dividing it out based on revenues, and 3 SMWD and Mesa created.

Director Monin stated that they voted on the SMWD/Mesa plan and adopted it.

Mr. Hill asked if there will be a vote. Director Monin replied yes there will be a vote on the new procedure.

WACO Meetings

Vice President Vergara stated that the Water Bond was discussed, which was presented by Dr. Gerald Meral, the Bond Author.

City Coordination Efforts

There were no comments.

Committee and General Information

There were no comments.

Dates to Remember

There were no comments.

Carry-Over Pending Matters

There were no comments.

Director Comments/Non-Agenda Items

There were no comments.

Attorney Report

Mr. Granito reported that there is no need for a Closed Session today.

Mr. Granito stated that as a matter of interest, the lawsuit seeking millions of dollars in water-rate refunds for residents of the city of San Juan Capistrano has recently been certified as a “Class Action” in Orange County Superior Court.

Adjournment

There being no further business to come before the Board, the following motion was duly made and passed.

Motion: Director Monin moved, seconded by Director Adjarian and unanimously carried that today’s meeting be hereby adjourned at 8:53 o’clock a.m. to Thursday, August 23, 2018 at 7:30 o’clock a.m. at the District’s Administrative Offices, 24251 Los Alisos Blvd., Lake Forest, California.

Roll Call Vote:

Director Adjarian	aye
Director Monin	aye
Director Freshley	aye
Vice President Vergara	aye

Respectfully submitted,

POLLY WELSCH
Recording Secretary

APPROVED:

M. SCOTT GOLDMAN, President of
the El Toro Water District and the
Board of Directors thereof

ROBERT R. HILL, Secretary
of the El Toro Water District and
the Board of Directors thereof

Polly Welsch

From: ACWA 2018 Fall Conference & Exhibition <events@acwa.com>
Sent: Monday, July 16, 2018 2:11 PM
To: Polly Welsch
Subject: Fall Conference registration is now open!

ACWA

Click here to view it in your browser.



Join other Water Leaders at ACWA's 2018 Fall Conference

Water industry leaders will join together at ACWA's 2018 Fall Conference & Exhibition at the Manchester Grand Hyatt in San Diego. We invite you to attend to network with the California water community, hear from top officials and industry experts on regulatory, environmental, and economic issues, and learn about new products and services in the Exhibit Hall. Also, legal, financial, energy and drinking water sessions are available for continuing eduction credits.

Check out the highlights from our Spring Conference video below to see what it's all about!



Sponsorships are available for Fall Conference. Click here to download sponsorship order form or call Ashley Kravchuk for more details.

Looking for MCLE credit? We are pleased to offer a separate CLE Fall Workshop on Tuesday, November 27. This popular workshop will offer continuing legal education for water professionals. Save $50 if also attending ACWA's 2018 Fall Conference & Exhibition!

Don't miss out and register today!

REGISTER NOW

GET MORE CONFERENCE INFO

Conference Pricing | Registration Terms & Conditions | Sponsorship | Agenda | Exhibitor Info

UPCOMING EVENTS

The New Water Conservation Laws and an Implementation Overview
July 25, 2018
Live Webinar

REGISTER

2018 Steve Hall Golf Tournament
Sept. 14, 2018
Darkhorse Golf Club
Auburn, CA

REGISTER

2018 CLE Fall Workshop
Nov. 27, 2018
Manchester Grand Hyatt San Diego
San Diego, CA

GET MORE INFO

MY ACWA | EVENTS | SPONSORSHIPS

ACWA
Association of California Water Agencies

ACWA 2018 Fall Conference & Exhibition
PRELIMINARY AGENDA
November 27–30, 2018 • San Diego

ACWA JPIA - MONDAY, NOV. 26

8:30 - 10:00 AM
- ACWA JPIA Program Committee

10:15 - 11:15 AM
- ACWA JPIA Executive Committee

1:30 - 4:00 PM
- ACWA JPIA Board of Directors

4:00 - 5:00 PM
- ACWA JPIA Town Hall

5:00 - 6:00 PM
- ACWA JPIA Reception

TUESDAY, NOV. 27

8:00 AM - 9:45 AM
- Agriculture Committee

8:00 AM - 6:00 PM
- Registration

8:30 AM - Noon
- ACWA JPIA Seminars

9:00 AM - 4:00 PM
- Legal Affairs Committee CLE Spring Workshop

10:00 - 11:45 AM
- Groundwater Committee
- Local Government Committee

11:00 AM - Noon
- Outreach Task Force

Noon - 2:00 PM
- ACWA 101 & Luncheon
- Committee Lunch Break

1:00 - 2:45 PM
- Energy Committee
- Finance Committee
- Scholarship & Awards Subcommittee
- Water Management Committee

1:30 - 3:30 PM
- ACWA JPIA: Sexual Harassment Prevention for Board Members & Managers (AB 1825)

3:00 - 4:45 PM
- Communications Committee
- Federal Affairs Committee
- Membership Committee
- Water Quality Committee

5:00 - 6:30 PM
- Welcome Reception in the Exhibit Hall

WEDNESDAY, NOV. 28

7:30 AM - 5 PM
- Registration

8:00 - 9:45 AM
- Opening Breakfast *(Ticket Required)*

8:30 AM - Noon & 1:30 - 5:00 PM
- Exhibit Hall

10:00 - 11:30 AM
- Attorneys Program
- Energy Committee Program
- Exhibitor Demos
- Finance Program
- Region Issue Forum
- Statewide Issue Forum
- Water Industry Trends Program

11:30 - 11:45 AM
- Networking in the Exhibit Hall

11:45 AM - 1:45 PM
- General Session Luncheon *(Ticket Required)*

2:00 - 3:15 PM
- Attorneys Program
- Communications Committee Program
- Energy Committee Program
- Exhibitor Case Study
- Region Program
- Statewide Issue Forum
- Water Industry Trends Program

3:30 - 4:45 PM
- Aquatic Resources Subcommittee
- Exhibitor Case Study
- Finance Program
- Local Government Committee
- Statewide Issue Forums
- Water Industry Trends Program

3:30 - 5:30 PM
- Legal Affairs Committee

5:00 - 6:00 PM
- Prize Drawing Fiesta Night in the Exhibit Hall

5:30 - 7:00 PM
- CalDesal Hosted Mixer
- CH2M Hosted Reception

THURSDAY, NOV. 29

7:30 AM - 4 PM
- Registration

7:45 - 9:15 AM
- Regions 1-5 Membership Meetings

8:00 AM - Noon
- Exhibit Hall

8:00 - 9:15 AM
- Networking Continental Breakfast, Exhibit Hall *(Ticket Required)*

9:30 - 11:00 AM
- Attorneys Program
- Exhibitor Demos
- Finance Program
- Region Issue Forum
- Statewide Issue Forum

9:30 - 11:45 AM
- Ethics Training (AB 1234) - *Limited Seating*

11:00 - 11:30 AM
- Prize Drawings in the Exhibit Hall

11:45 AM - 1:45 PM
- General Session Luncheon *(Ticket Required)*

2:00 - 3:15 PM
- Attorneys Program
- Exhibitor Case Studies
- Federal Issues Forum
- Town Hall
- Water Industry Trends Program

3:30 - 5 PM
- Regions 6-10 Membership Meetings

6:00 - 7:00 PM
- Outreach Reception

7:00 - 10:00 PM
- Dinner & Entertainment *(Ticket Required)*

FRIDAY, NOV. 30

8:00 - 9:30 AM
- Registration

8:30 - 10:00 AM
- ACWA's Hans Doe Past Presidents' Breakfast in Partnership with ACWA JPIA *(Ticket Required)*

OTHER EVENTS

TUESDAY, NOV. 27

7:00 AM - 4 PM
- ACWA Fall Conference Golf Tournament

THURSDAY, NOV. 29

6:45 - 8:30 AM
- San Joaquin Valley Agricultural Water Committee

All conference programs are subject to change.

Last modified: June 5, 2018

RESOLUTION NO. 18-8-2
RESOLUTION OF THE BOARD OF DIRECTORS OF THE
EL TORO WATER DISTRICT NOMINATING DIRECTOR MARK MONIN
TO THE FOLLOWING POSITION: FIRST VICE PRESIDENT
ON THE ISDOC EXECUTIVE COMMITTEE

WHEREAS, the Independent Special Districts of Orange County (ISDOC) has requested nominations for positions on the Executive Committee; and

WHEREAS, the El Toro Water District (ETWD) is a member district of the ISDOC; and

WHEREAS, Mark Monin is a Director of El Toro Water District (ETWD), and therefore qualified to serve on the ISDOC Executive Committee; and

WHEREAS, Director Mark Monin has expressed an interest in serving on the ISDOC Executive Committee; and

NOW, THEREFORE BE IT RESOLVED, that the Board of Directors of the EL TORO WATER DISTRICT does hereby nominate Director Mark Monin to the following position: First Vice President on the ISDOC Executive Committee; and

BE IT FURTHER RESOLVED that the Board Secretary is hereby directed to transmit a certified copy of this Resolution to ISDOC, P.O. Box 20895, Fountain Valley, CA 92728, forthwith.

ADOPTED, SIGNED AND APPROVED this 23rd day of August, 2018.

_____
M. SCOTT GOLDMAN, President
El Toro Water District and of
The Board of Directors thereof

SEAL:

ATTEST:

_____

ROBERT R. HILL, Secretary
El Toro Water District and of
The Board of Directors thereof

ISDOC
Independent Special Districts of Orange County

Mailing Address
P.O. Box 20895
Fountain Valley, CA 92728

Meeting Location
MWDOC/OCWD
18700 Ward Street
Fountain Valley, CA 92708

(714) 963-3058
(714) 964-5930 *fax*

www.mwdoc.com/isdoc

Executive Committee

President
Hon. James Fisler
Mesa Water District

1st Vice President
Hon. Saundra Jacobs
Santa Margarita Water District

2nd Vice President
Hon. Mark Monin
El Toro Water District

3rd Vice President
Hon. Mary Aileen Matheis
Irvine Ranch Water District

Secretary
Hon. Doug Davert
East Orange County Water District

Treasurer
Hon. Joan C. Finnegan
Municipal Water District of Orange County

Immediate Past President
Hon. Mike Scheafer
Costa Mesa Sanitary District

Staff Administration

Heather Baez
Municipal Water District of Orange County

Sylvia Prado
East Orange County Water District

August 7, 2018

PLEASE DISSEMINATE TO ALL BOARD MEMBERS

This email shall serve as official notice and call for candidates for the positions of President, First Vice President, Second Vice President, Third Vice President, Secretary and Treasurer on the Executive Committee of the Independent Special Districts of Orange County (ISDOC).

Terms of office are for two years, commencing on January 1, 2019.

The election will be by mail ballot and new officers will be announced at the October 25, 2018 Quarterly Meeting. Ballots will be mailed to all regular ISDOC members in good standing on Friday, September 21, 2018 and are due by October 23, 2018.

Nominations will close on Tuesday, September 18, 2018. Any Board Member/Trustee of a regular ISDOC member agency is eligible for nomination to any of the open positions. Individuals who wish to be considered for a position should submit a letter of interest for that position, together with a resolution from their Board authorizing their candidacy.

Responsibilities of the positions are as follows:

PRESIDENT: The President is the chief executive officer of ISDOC. He or she presides at all meetings of the Board of Directors and the Executive Committee, appoints all committees, and represents ISDOC as its official spokesperson.

FIRST VICE PRESIDENT: The First Vice President chairs the Program Committee. Duties include planning the Quarterly Luncheon program, inviting and coordinating with the invited speaker, and in the absence of the President, shall perform all duties of the President.

SECOND VICE PRESIDENT: The Second Vice President chairs the Membership Committee. Duties include maintaining a list of current regular and associate members, follow up with any outstanding membership dues as needed, and in the absence of the President and First Vice President, shall perform all duties of the President.

THIRD VICE PRESIDENT: The Third Vice President chairs the Legislative Committee. Duties include providing a legislative update,

making legislative position recommendations to the Executive Committee, and in the absence of the President, First Vice President, and Second Vice President, shall perform all duties of the President.

SECRETARY: The Secretary is responsible for all correspondence and the dissemination of information to members. Duties include preparing and distributing agendas and minutes for the Executive Committee meeting, and editing and publishing the quarterly newsletter. All official correspondence to the members will be approved in advance by the President or President's designee.

TREASURER: The Treasurer maintains the complete financial records and bank accounts in the name of the Organization, and pays all bills duly approved by the Executive Committee, with a report to be presented to the membership at the Organizations next membership meeting.

Meetings of the Executive Committee typically occur on the first Tuesday of each month at 7:30 a.m. in the offices of the Municipal Water District of Orange County (MWDOC) in Fountain Valley.

If you are seeking nomination to a position on the Executive Committee, please send your letter/email of interest and a copy of your Board's authorizing resolution to Heather Baez at hbaez@mwdoc.com. All nomination requests must be received by **Tuesday, September 18, 2018.**

If you have any questions about the any of the positions or the election process, please contact either Heather Baez at hbaez@mwdoc.com or Christina Hernandez at chernandez@mwdoc.com.

Independent Special Districts of Orange County

Mailing Address

P.O. Box 20895
Fountain Valley, CA 92728

Meeting Location

MWDOC/OCWD
18700 Ward Street
Fountain Valley, CA 92708

(714) 963-3058
(714) 964-5930 *fax*

www.mwdoc.com/isdoc

Executive Committee

President
Hon. James Fisler
Mesa Water District

1st Vice President
Hon. Saundra Jacobs
Santa Margarita Water District

2nd Vice President
Hon. Mark Monin
El Toro Water District

3rd Vice President
Hon. Mary Aileen Matheis
Irvine Ranch Water District

Secretary
Hon. Doug Davert
East Orange County Water District

Treasurer
Hon. Joan C. Finnegan
Municipal Water District of Orange County

Immediate Past President
Hon. Mike Scheafer
Costa Mesa Sanitary District

Staff Administration

Heather Baez
Municipal Water District of Orange County

Sylvia Prado
East Orange County Water District

2018 Election Timeline

August 7, 2018	Call for nominations sent out for the 2018-2020 Executive Committee officer positions. We are seeking candidates for President-Elect, 1st Vice President, 2nd Vice President, 3rd Vice President, Secretary and Treasurer.
September 18, 2018	The nomination period for Executive Committee officer positions closed. Nominations should include the following: 1. What you are running for; 2. What you will bring to ISDOC and 3. Introductory about yourself.
September 21, 2018	Ballots are sent out – Via US mail and email.
October 23, 2018	Ballots are due – Via US mail or email to Heather Baez P.O. Box 20895 Fountain Valley, CA 92728 or hbaez@mwdoc.com
October 25, 2018	The names of officers elected will be announced at ISDOC quarterly meeting

ETWD MEMORANDUM

TO: BOARD OF DIRECTORS

FROM: GENERAL MANAGER

SUBJECT: RESOLUTION NO. 18-8-3 ADOPTING THE 2018 SOUTH ORANGE COUNTY INTEGRATED REGIONAL WATER MANAGEMENT PLAN

DATE: AUGUST 23, 2018

Water is a key element for sustaining the economy that allows our region to thrive. Significant investments in water, sewer, flood control infrastructure, and habitat restoration have been made over the past several years to bolster local water reliability and promote sustainability. Planning and investments to carry the region through the next several decades are critical to preserving the quality of life in South Orange County. Integrated Regional Water Management (IRWM) planning seeks to meet these water needs through integration and collaboration.

El Toro Water District is a member of the South Orange County Watershed Management Area (SOCWMA), which was formed with the County and cities/water/sewer districts located within the SOCWMA, accepted through the state's Regional Acceptance Process, within the San Diego Regional Water Quality Control Board boundary in Orange County, with OC Public Works serving as the IRWM Group's lead.

The original 2005 South Orange County Integrated Regional Watershed Management Plan (IRWM Plan) was developed pursuant to Senate Bill 1672 (SB 1672) of the State of California, known as the Integrated Regional Water Management Planning Act of 2002. The IRWM Plan was subsequently adopted by the Watershed Management Area (WMA) members and other stakeholders including El Toro Water District. The 2005 IRWM Plan was formally adopted by the El Toro Water District Board of Directors on June 23, 2005. California voters passed Proposition 50, the Water Security, Clean Drinking Water, Coastal and Beach Protection Act of 2002 (CWC Section 79560-79565) to fund competitive IRWM grants for projects consistent with an adopted IRWM Plan; the 2005 IRWM Plan met eligibility requirements to garner funds for projects in South Orange County through this grant program.

California voters passed Proposition 84, the Safe Drinking Water, Water Quality, and Supply, Flood Control, River and Coastal Protection Bond Act (PRC Section 75001-75130) in November 2006, which required that IRWM Plans be updated to new guidelines in order to be eligible for Proposition 84 grant funding. The IRWM Plan was updated in 2013 to comply with Proposition 84 Plan Standards issued by the Department of Water Resources. Adoption of the 2013 IRWM Plan was required for IRWM Grant programs. The 2013 IRWM Plan was adopted July 18, 2013 by unanimous vote of the WMA Executive Committee. The 2013 IRWM Plan was formally adopted by the El Toro Water District Board of Directors on August 22, 2013.

Passage of Proposition 1, the Water Quality, Supply, and Infrastructure Improvement Act of 2014 (Assembly Bill 1471) in November 2014 similarly requires that IRWM Plans be updated to be eligible for Proposition 1 IRWM grant funding. At its May 3, 2018 meeting the WMA Executive Committee voted to adopt the 2018 IRWM Plan after an extensive Member Agency and stakeholder update process, and inclusive of several meetings and workshops. In accordance with Proposition 1 Guidelines and Plan Standards, agencies who have or will receive funding must also adopt the 2018 IRWM Plan; as a result, adoption resolutions are being presented to the governing boards of all 21 Member Agencies. Key updates to the 2018 IRWM Plan include:

- **Data Management and Monitoring** – new Data Management System (DMS) website
- **Storm Water Resource Plan** – added as an attachment and referenced in the IRWM Plan, as appropriate
- **Climate Change analysis** – updated to new standards
- **Water Needs Assessment** – language describing process the WMA is undertaking in 2018 (Previously called the Disadvantaged Community Assessment)
- **Project submittal and assessment process** – objectives, strategies and weighting remain; process amended for climate change
- **Technical Updates** – all references to water supplies, water quality planning and data, projects implemented in the WMA have been updated through 2018
- **Executive Committee Direction** – merged Water Use Efficiency and Water Supply goals
- **General Updates** – overall mapping and WMA descriptions updated, where necessary
- **Public Comments** – comments received addressed through incorporation in IRWM Plan, as applicable

Following approval and adoption of the 2018 IRWM Plan, County staff will work with Member Agencies and stakeholders to develop a slate of projects for submittal to the State Department of Water Resources for Proposition 1 IRWM Grant funding.

Compliance with CEQA: This action is not a project within the meaning of CEQA Guidelines Section 15378 and is therefore exempt from CEQA since this is solely the adoption of a Resolution to approve the updated South Orange County Integrated Regional Watershed Management Plan.

The complete 2018 IRWM Plan which is 348 pages can be accessed on the District's website.

Recommended Action: Staff recommends that the Board of Directors approve Resolution No. 18-8-3 which formally adopts the 2018 IRWM Plan.

* Members include the County, the cities of Aliso Viejo, Dana Point, Laguna Beach, Laguna Hills, Laguna Niguel, Laguna Woods, Lake Forest, Mission Viejo, Ranch Santa Margarita, San Clemente, and San Juan Capistrano, as well as Municipal Water District of Orange County, South Orange County Wastewater Authority, El Toro Water District, Irvine Ranch Water District, Santa Margarita Water District, South Coast Water District, Moulton Niguel Water District, Laguna Beach County Water District and Trabuco Canyon Water District.

RESOLUTION NO. 18-8-3

A RESOLUTION OF THE EL TORO WATER DISTRICT BOARD OF DIRECTORS ADOPTING THE 2018 SOUTH ORANGE COUNTY INTEGRATED REGIONAL WATER MANAGEMENT PLAN

WHEREAS, the mission of the El Toro Water District includes management of water resources and environmental quality throughout its service area; and

WHEREAS, the El Toro Water District has participated in the development of the South Orange County Integrated Regional Water Management (IRWM) Plan pursuant to Senate Bill 1672 (SB 1672) of the State of California, known as the Integrated Regional Water Management Planning Act of 2002, approved by the Governor on September 20, 2002 to encourage local agencies to work cooperatively to manage local and imported water supplies to improve the quality, quantity, and reliability of regional water resources; and

WHEREAS, in November 2002 California voters passed Proposition 50, the Water Security, Clean Drinking Water, Coastal and Beach Protection Act of 2002 (CWC Section 79560-79565) to fund competitive IRWM grants for projects consistent with an adopted IRWM Plan; and

WHEREAS, the El Toro Water District is a member of the South Orange County Watershed Management Area (SOCWMA), which was formed with cities, County, and water/sewer districts located within the SOCWMA, accepted through the state's Regional Acceptance Process, within the San Diego Regional Water Quality Control Board boundary in Orange County, with OC Public Works serving as the IRWM Group's lead; and

WHEREAS, in 2005, the SOCWMA IRWM Group developed an IRWM Plan for the South Orange County Area, and SB 1672 provides for the acceptance of said IRWM Plan by participants in the SOCWMA that have authority to implement the Plan; and

WHEREAS, the Orange county Board of Supervisors reviewed and accepted the 2005 IRWM Plan at its regular Board meeting on June 7, 2005, and the El Toro Water District adopted the 2005 IRWM Plan June 23, 2005; and

WHEREAS, in November 2006 California voters passed Proposition 84, the Safe Drinking Water, Water Quality, and Supply, Flood Control, River and Coastal Protection Bond Act (PRC Section 75001-75130) which required that IRWM Plans be updated to new guidelines in order to be eligible for Proposition 84 grant funding; and

WHEREAS, the El Toro Water District worked collaboratively with OC Public Works to make significant changes to the IRWM Plan in 2013 to meet Proposition 84 guidelines, requiring formal approval by the El Toro Water District. The El Toro Water District formally approved the 2013 IRWM Plan on August 22, 2013; and

WHEREAS, in November 2014 California voters passed Proposition 1, the Water Quality, Supply, and Infrastructure Improvement Act of 2014 (Assembly Bill 1471) which requires that IRWM Plans be updated to be eligible for Proposition 1 IRWM grant funding; and

WHEREAS, the El Toro Water District has collaborated with OC Public Works to complete the 2018 update of the IRWM Plan to meet Proposition 1 guidelines; and

WHEREAS, the El Toro Water District Board of Directors have reviewed said Plan with its staff and general public at its regular Board meeting on August 23, 2018.

NOW, THEREFORE, BE IT RESOLVED that the El Toro Water District does hereby adopt the updated 2018 South Orange County Integrated Regional Water Management Plan in continued coordination with the SOCWMA IRWM Group.

PASSED AND ADOPTED by the Board of Directors of the El Toro Water District at a regular meeting held on the 23rd day of August, 2018.

_____
M. SCOTT GOLDMAN, President
El Toro Water District and of
The Board of Directors thereof

Attest:

_____
ROBERT R. HILL, Secretary
El Toro Water District and of
The Board of Directors thereof

ETWD MEMORANDUM

TO: BOARD OF DIRECTORS

FROM: GENERAL MANAGER

SUBJECT: 2018 LOCAL CALIFORNIA ENVIRONMENTAL QUALITY ACT (CEQA) GUIDELINES UPDATE

DATE: AUGUST 23, 2018

Background

The California Environmental Quality Act ("CEQA"), as contained in Public Resources Code sections 21000 et seq., is California's most comprehensive environmental law. It requires all public agencies within the state to evaluate the environmental effects of their actions before they are taken. CEQA also aims to prevent significant environmental effects from occurring as a result of agency actions by requiring agencies to avoid or reduce, when feasible, the significant environmental impacts of their decisions.

To this end, CEQA requires all public agencies to adopt specific objectives, criteria and procedures for evaluating public and private projects that are undertaken or approved by such agencies.

Discussion

The El Toro Water District has prepared a proposed updated set of Local CEQA Guidelines for 2018 in compliance with CEQA's requirements. These Guidelines reflect recent changes in the Public Resources Code, the State CEQA Guidelines and relevant court opinions. These Local CEQA Guidelines also provide instructions and forms for preparing all environmental documents required under CEQA.

The draft 2018 Update to the District's Local California Environmental Quality Act Guidelines can be accessed on the District's website www.etwd.com under Governance.

Fiscal Impact

No fiscal impact is anticipated from amending the Local CEQA Guidelines.

Environmental Impact

No environmental impact is anticipated from amending the Local CEQA Guidelines. The El Toro Water District's adoption of the attached Resolution is not a project under State CEQA Guidelines section 15378(b)(5) because it involves an administrative activity involving process only and would not result in any environmental impacts.

Recommendation

Staff recommends that the Board of Directors adopt Resolution No. 18-8-4 approving the 2018 Update to the District's Local California Environmental Quality Act (CEQA) Guidelines.

Attorney-Client Privileged
Confidential

Memorandum

TO: Project 5 Clients (District)

FROM: Best Best & Krieger LLP

DATE: March 12, 2018

RE: 2018 Summary of Changes to Local CEQA Guidelines

Important changes in the law have been incorporated into the 2018 Update to your Local Guidelines for Implementing the California Environmental Quality Act ("Local Guidelines"). For easy reproduction and access to these Local Guidelines, as well as the California Environmental Quality Act ("CEQA") forms your District will need, and other important legal alerts, please access Best Best & Krieger LLP's ("BB&K") CEQA client portal at www.bbklaw.net/CEQA. For technical support, please contact Gar House at Gar.House@bbklaw.com.

Public agencies are required to adopt implementing procedures for administering their responsibilities under CEQA. These procedures include provisions governing how the District will process environmental documents and provide for adequate comment, time periods for review, and lists of permits that are ministerial actions and projects that are considered categorically exempt. The District's procedures should be updated within 120 days after the State CEQA Guidelines are revised. To date, the State CEQA Guidelines have not been revised but there were changes made to the Public Resources Code that became effective on January 1, 2018 as well as clarifications to the law that came about as a result of 2017 CEQA litigation. Your Local Guidelines have been updated to reflect those changes and we recommend that your District adopt the updated Local Guidelines within a month of receiving them from BB&K.

This memorandum summarizes the substantive amendments to your Local Guidelines made in response to regulations, legislation and legal cases that changed or impacted certain aspects of CEQA between January 2017 and December 2017. Your Local Guidelines and this memorandum are designed to assist in assessing the environmental implications of a project prior to its approval, as mandated by CEQA. We still recommend, however, that you consult with an attorney when you have specific questions on major, controversial, or unusual projects or activities.

Revisions to Local CEQA Guidelines.

Revised Sections.

1. SECTION 3.11 PIPELINES WITHIN A PUBLIC RIGHT-OF-WAY AND LESS THAN ONE MILE IN LENGTH

Local Guidelines section 3.11 was changed pursuant to former Public Resources Code section 21080.21 that was repealed on by sunset date January 1, 2018 and replaced with a new Public Resources Code section 21080.21 regarding Pipelines within a public right-of-way and less than one mile in length.

2. SECTION 3.12 PIPELINES OF LESS THAN EIGHT MILES IN LENGTH

Local Guidelines section 3.12(b) was amended pursuant to Public Resources Code section 21080.23.5 which repealed the exclusion of biogas pipeline in the counties of Fresno, Kern, Kings and Tulare. Therefore, the definition of "Pipeline" in subsection (b) was deleted.

3. SECTION 3.20 OTHER SPECIFIC EXEMPTIONS

Pursuant to AB 1218, the sunset date established by Public Resources Code sections 21080.20 and 21080.20.5 statutory exemption for the approval of a bicycle transportation plan was extended through January 1, 2021.

4. SECTION 5.15 CONSULTATION WITH WATER AGENCIES REGARDING LARGE DEVELOPMENT PROJECTS

Local Guidelines section 5.15 was amended to delete subsection (c) Water Supply Assessment Not Required for Certain Renewable Energy Projects because pursuant to Assembly Bill 2561, a portion of Water Code section 10912 expired on January 1, 2018 and was not renewed. Therefore, the exemption from preparing a water supply assessment for photovoltaic or wind energy generation facilities no longer applies.

5. SECTION 9 AFFORDABLE HOUSING

In response to Senate Bill 35 and Assembly Bill 73, a new section 9 was added regarding affordable housing. Section 9.01 was added pursuant to Senate Bill 35 regarding the streamlined, ministerial approval process for affordable housing projects. Lastly, Section 9.02 was added regarding housing sustainability districts and the Public Resources Code sections 21155.10 and 21155.11 pursuant to Assembly Bill 73.

6. SECTION 10.03 ADMINISTRATIVE RECORD

Local Guidelines section 10.03.C. was changed to include the requirement of a lead agency to respond to a request for concurrent preparation of the administrative record by the project applicant within 10 business days from receipt of the written request or the request will automatically be deemed denied.

Other Changes.

Department of Fish and Wildlife. Effective January 1, 2018, the Department of Fish and Wildlife has increased some of its fees. For a Negative Declaration or a Mitigated Negative Declaration, the new filing fee is $2,280.75. For an Environmental Impact Report, the new filing fee is $3,168.00. For an environmental document pursuant to a Certified Regulatory Program, the filing fee has been increased to $1,077.00.

Conclusion.

As always, CEQA remains complicated and, at times, challenging to apply. The only constant in this area of law is how quickly the rules change. Should you have questions about

any of the provisions discussed above, or about the environmental review of any of your District's projects, please contact a BB&K attorney for assistance.

BEST BEST & KRIEGER LLP

RESOLUTION NO. 18-8-4

A RESOLUTION OF THE EL TORO WATER DISTRICT AMENDING AND ADOPTING LOCAL GUIDELINES FOR IMPLEMENTING THE CALIFORNIA ENVIRONMENTAL QUALITY ACT (PUBLIC RESOURCES CODE §§ 21000 ET SEQ.)

WHEREAS, the California Legislature has amended the California Environmental Quality Act ("CEQA") (Pub. Resources Code §§ 21000 et seq.), the Natural Resources Agency has amended portions of the State CEQA Guidelines (Cal. Code Regs, tit. 14, §§ 15000 et seq.), and the California courts have interpreted specific provisions of CEQA; and

WHEREAS, Section 21082 of the Public Resources Code requires all public agencies to adopt objectives, criteria and procedures for the evaluation of public and private projects undertaken or approved by such public agencies, and the preparation, if required, of environmental impact reports and negative declarations in connection with that evaluation; and

WHEREAS, the El Toro Water District ("District") must revise its local guidelines for implementing CEQA to make them consistent with the current provisions and interpretations of CEQA and the State CEQA Guidelines.

NOW, THEREFORE, the El Toro Water District hereby resolves as follows:

SECTION 1. The District hereby adopts the "Local Guidelines for Implementing the California Environmental Quality Act (2018 Revision)," a copy of which is on file at the offices of the District and is available for inspection by the public.

SECTION 2. All prior actions of the District enacting earlier guidelines are hereby repealed.

ADOPTED this 23rd day of August 2018.

M. SCOTT GOLDMAN, President
of the Board of Directors
El Toro Water District

ATTEST:

ROBERT R.HILL, Secretary
to the Board of Directors
El Toro Water District

APPROVED AS TO FORM:

_____

GILBERT J. GRANITO,General Counsel
El Toro Water District

GENERAL MANAGER'S REPORT

August 2018

I. OFFICE OF THE GENERAL MANAGER

- Attended Chair/GM Meetings
- Attended Meeting with Andy Sells of JPIA
- Attended Agenda Review
- Attended CAG Meeting
- Attended Special Board Meeting
- Attended Engineering & Finance Committee Meetings
- Attended Regular Board Meeting

II. DOMESTIC AND RECLAIMED WATER SALES

Actual domestic sales for the year-to-date as of July 31, 2018 are 760.10 acre-feet. This compares to year-to-date budgeted domestic sales of 757.54 acre-feet. The year-to-date variation in actual to budgeted sales reflects an increase of 2.56 acre-feet. Actual sales are 29.79 acre-feet lower than last year-to-date actual sales for the same period.

Recycled water sales for the year-to-date are 183.32 acre-feet, compared to 122.05 acre-feet budgeted for the same period.

DOMESTIC WATER SALES

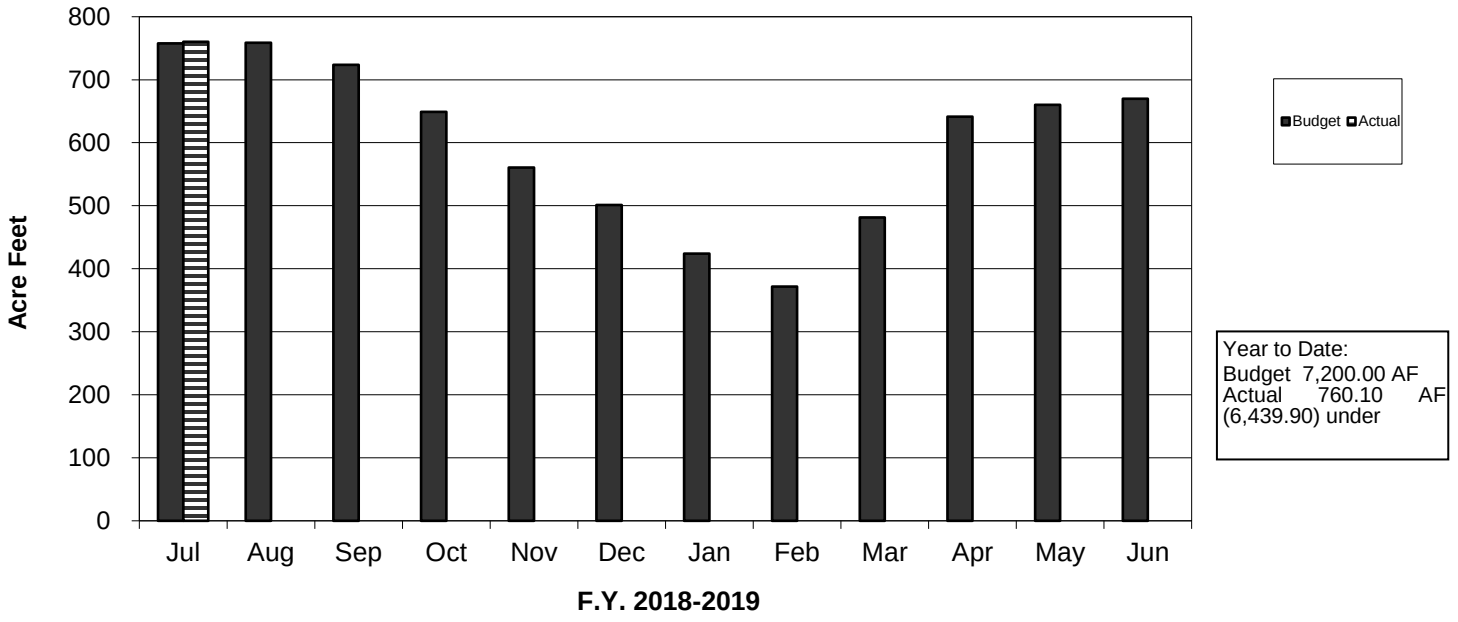

RECLAIMED WATER SALES

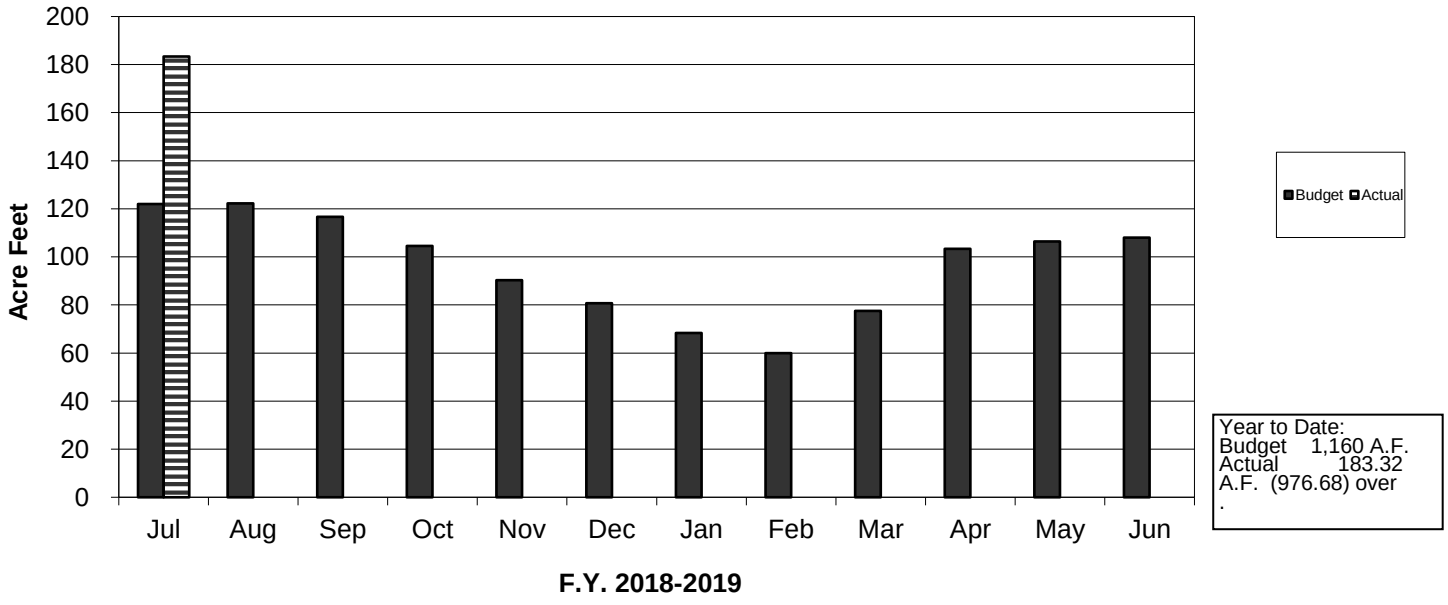

Customer Service Activity Report — JULY 2018

Regular Service Calls	JULY 2018	JULY 2017
Serviceman Dispatched to Read, Connect/Disconnect Service	59	105
Field Investigations:		
Check for leaks-calls to CS		
Office:(irrigation,meter,street leaks)		
Customer Responsible	22	23
District Responsible	4	5
None found/other	9	7
High Reads Checked - High Consumption (Billing Dept.)		
Cust Leaks: _10_ No Leaks: _17_	27	18
Check Stopped Slowed Meters-Low Consumption (Billing)	7	12
Re-Check Read	9	19
Ordinance Infraction	4	1
Recycled Water	0	2
Water Quality: Taste / Odor / Color		
_0__	4	0
Flooding (Hydrant) Meters issued	1	2
Sewer - Odor/Stoppage/ Manhole Covers	1	6
Meter Box: Lids / Covers Replaced	17	21
Meter Box Clean, Digout	2	20
Raised Meter Box	0	1
Trim Bushes / Meter Obstruction	40	22
General Maintenance Response	4	2
Fire Hydrants: Hit / Leaks / Caps	1	1
Pressure(psi) Checks / Reads	1	4
CSSOV (Angle Meter/Ball Valve/Gate Valve/Globe Valve) chk,repair,replaced	6	6
Bees Removed	0	3
Backflow / Cross Connection	0	0
Fogged Registers	1	0
OMCOP: Old Meter Change - Out Program	1	4
Other: (uncommon non-maintenance calls)	1	4
On-Call After Hrs. CS Response	20	13
# 48/24 Hr. Door Hangers Hung	154	174
# Locked Off For Non-Pay (Disconnect)	6	7
Removed Meter	0	43
New Meter	2	2
Unread Meters	10	*
Total Field Investigations	**413**	**527**

Telephone Calls	JULY 2018	JULY 2017
Change of Service: (CR / DR within and/or outside of ETWD service area)	82	113
Billing / Payment & Graph Inquires	299	513
Assistance with online payments and ETWD's portal (cc, echecks)	93	158
Variance / Waiver Inquiries	48	162
Variance / Waiver Requests Processed	20	4
Ordinance Infraction / Water Waste Complaints	1	1
Other Districts	97	115
Phone Transfers to other Departments within ETWD	133	171
Calls for the Board of Directors	7	4
Recycled Water	0	6
Water Quality Taste - Odor - Color	7	4
Leaks / Breaks	32	80
Flooding (Hydrant) Meter calls	3	4
Sewer Problems (odor / spill)	7	5
Backflow / Cross Connection (questions or yearly testing forms)	7	16
ETWD facilities inquiries: Boxes/Covers/Lids/Hydrants/Pump Stations/Graffiti/ "Gen. Maint"	7	5
Tyco (ADT) Calls (Alarms to ETWD facilities)	3	1
ATT Calls (access to tower sites)	2	10
SCE Calls (access to tower sites)	4	2
Pager Calls specifically for Pump Stations - SCADA	0	0
Payment Extensions	82	181
Delinquent Payment Calls to Customer 's (automatic dialer)	21	31
Return Calls from customers left on our voice mail system.	78	63
Email Correspondence	68	296
Maintenance Service Order Requests (bees, psi, fogged-dirty registers)	3	0
**Misc.. (other: employment, deliveries, sales calls)	42	0
Total Telephone Calls	**1146**	**1945**

Uncollectible Accounts:		
Budget YTD	$ 1,667.00	$1,667
Actual YTD	$ (114.00)	$1,303

*** = New Code**

Credit Card Payments	JULY 2018		JULY 2017	
REGULAR	**626**	**$64,894.91**	**537**	**$55,847.24**
DISCONNECTS				

Water Supply Conditions Report

As of: 07/31/2018

2018 Colorado River

837,627 AF
67% of full CRA
Does not include storage withdrawals

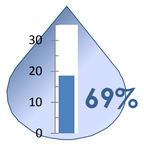

18.6"

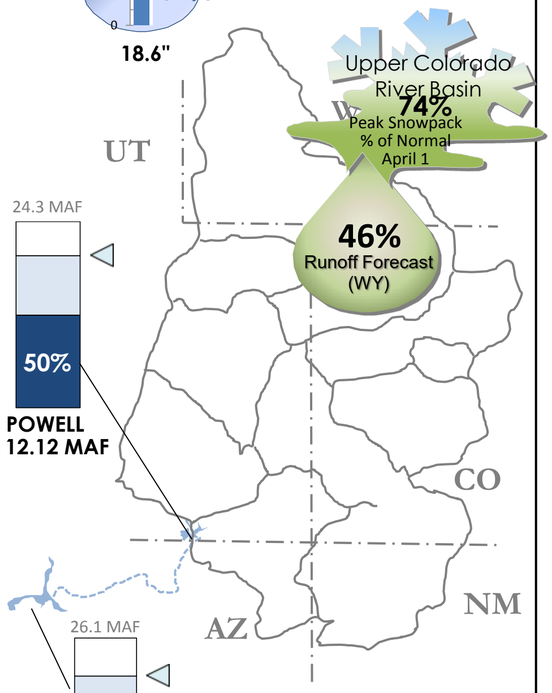

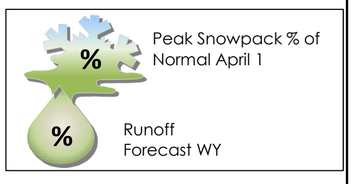

Turn page for more CRA Data

Flip Over for SWP

Highlights

- Statewide snowpack peaked at 58% of April 1 normal
- Sacramento River Runoff forecast is 72% of normal
- Snowpack in the Upper Colorado River Basin peaked at 74% of April 1 normal
- Lake Powell inflow forecast is at 46% of normal

Diamond Valley Lake Storage

Capacity: 810 TAF

1 TAF more in storage than this time last year

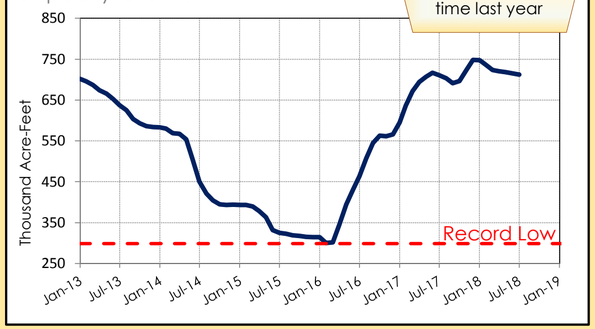

Southern Sierra Snowpack

Peak: 14.6 in.
56% of normal
April 1

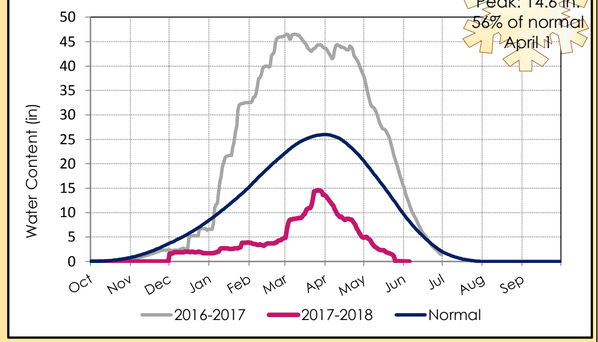

MWD Storage Reserve Levels

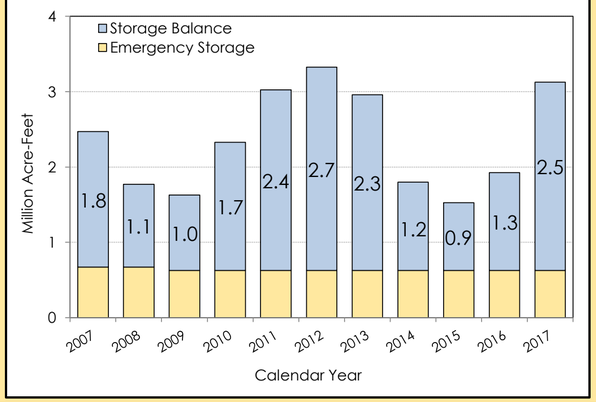

Lake Shasta Reservoir Storage

Capacity: 4.55 MAF

795 TAF less in storage than this time last year

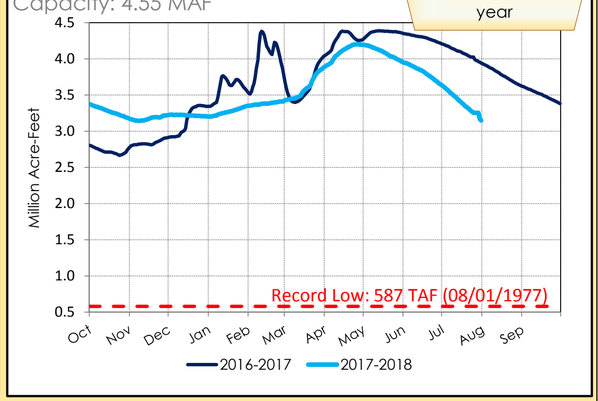

This report is produced by the Water Resource Management and contains information from various federal, state, and local agencies.
The Metropolitan Water District of Southern California cannot guarantee the accuracy or completeness of this information.
Readers should refer to the relevant state, federal, and local agencies for additional or for the most up to date water supply information.
Reservoirs, lakes, aqueducts, maps, watersheds, and all other visual representations on this report are not drawn to scale.

http://www.mwdh2o.com/WSCR

This report is best printed double sided on legal size paper (8.5" x 14") and folded in quarters

Water Supply Conditions Report

As of: 07/31/2018

2018 SWP Allocation

669,025 AF
35% of Table A

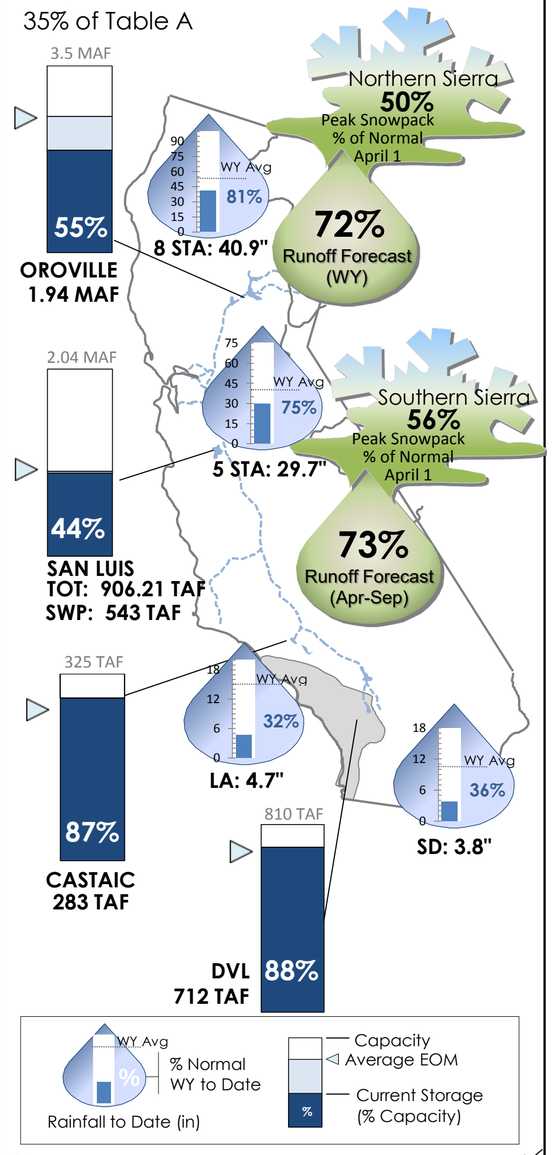

Flip Over for CRA Data

Turn page for more SWP Data

State Water Project Resources

As of: 07/31/2018

Northern Sierra Snowpack

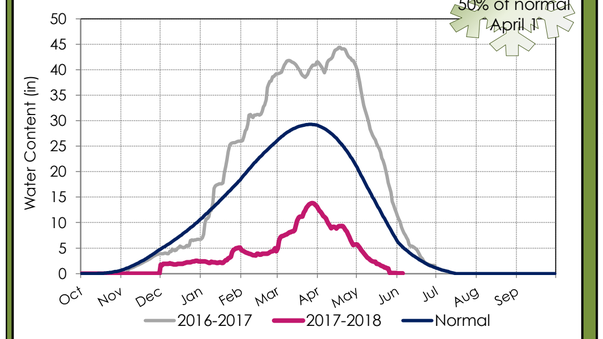

8 Station Index Precip

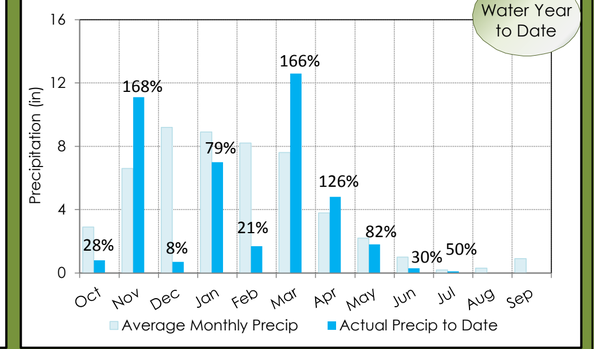

Oroville Reservoir Storage

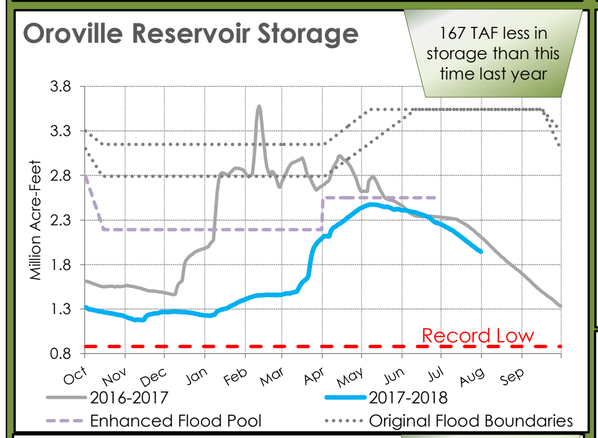

5 Station Index Precip

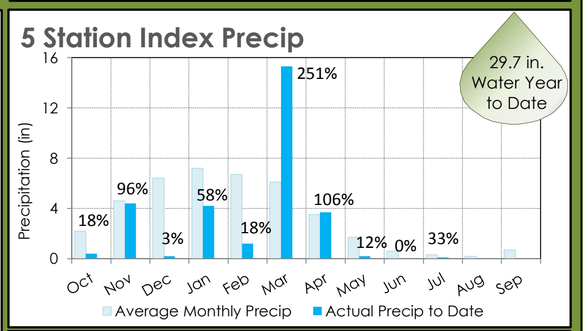

Other SWP Contract Supplies for 2018 (AF)

Transfer/Exchanges	16,500
Article 14b	27,500
Pool A/B (Purchased)	TBD
Carryover Supplies	297,000

San Luis Reservoir Storage

Capacity: 2.04 MAF

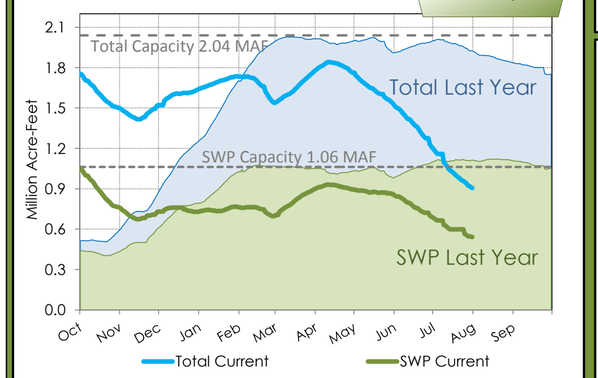

Sacramento River Runoff

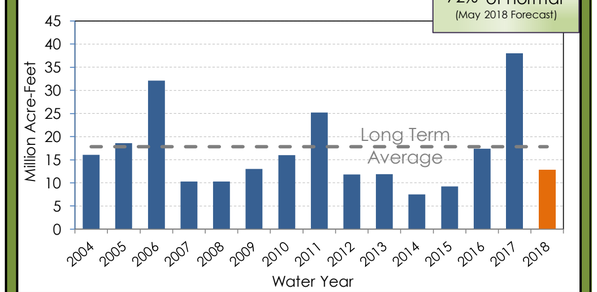

Colorado River Resources

As of: 07/31/2018

Upper Colorado Basin Precip

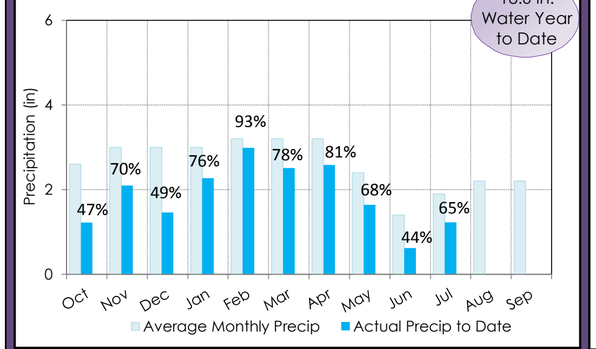

Upper Colorado Basin Snowpack

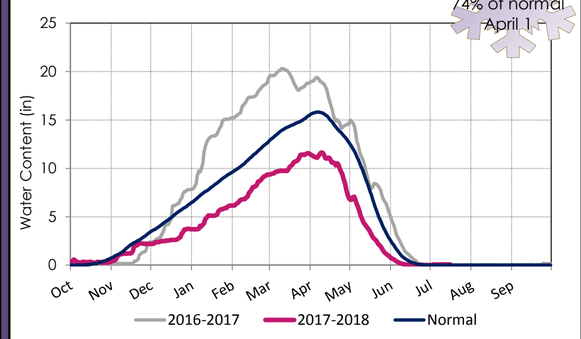

2017 Colorado River Ag Use

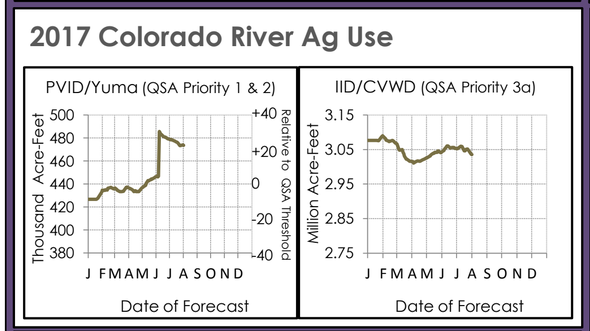

Lake Powell Storage

Capacity: 24.3 MAF

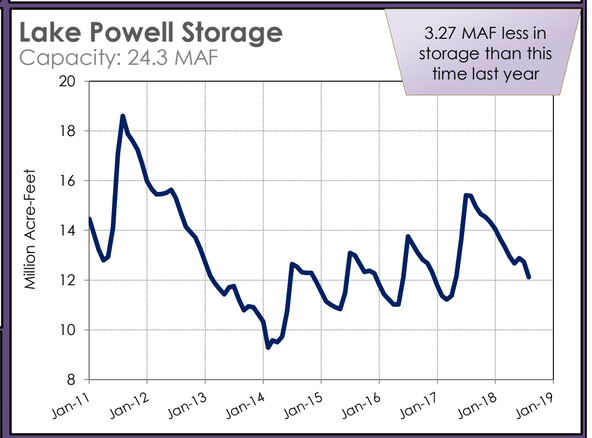

Lake Mead Shortage/Surplus Outlook

	2019	2020	2021	2022	2023
Shortage	0%	52%	64%	68%	65%
Surplus	0%	0%	3%	6%	10%

Likelihood based on results from the April 2018 USBR MTOM/CRSS model run.

Powell Unregulated Inflow

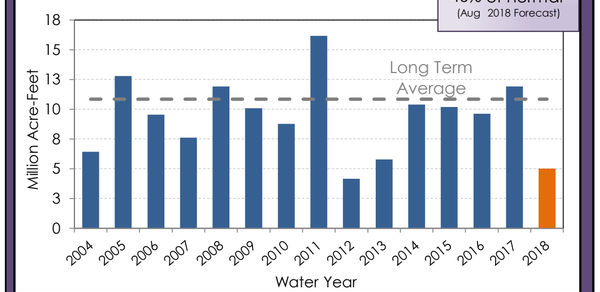

Lake Mead Storage

Capacity: 26.1 MAF

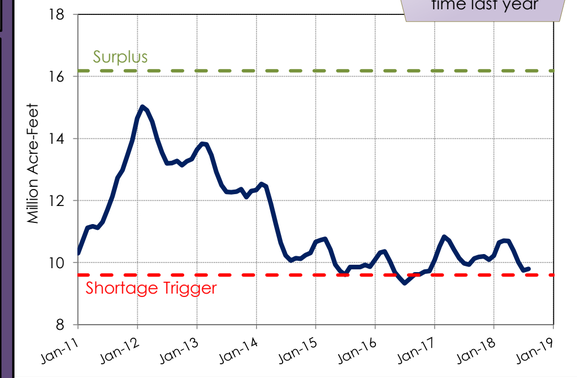

MICROBIOLOGICAL MONITORING

JULY 2018

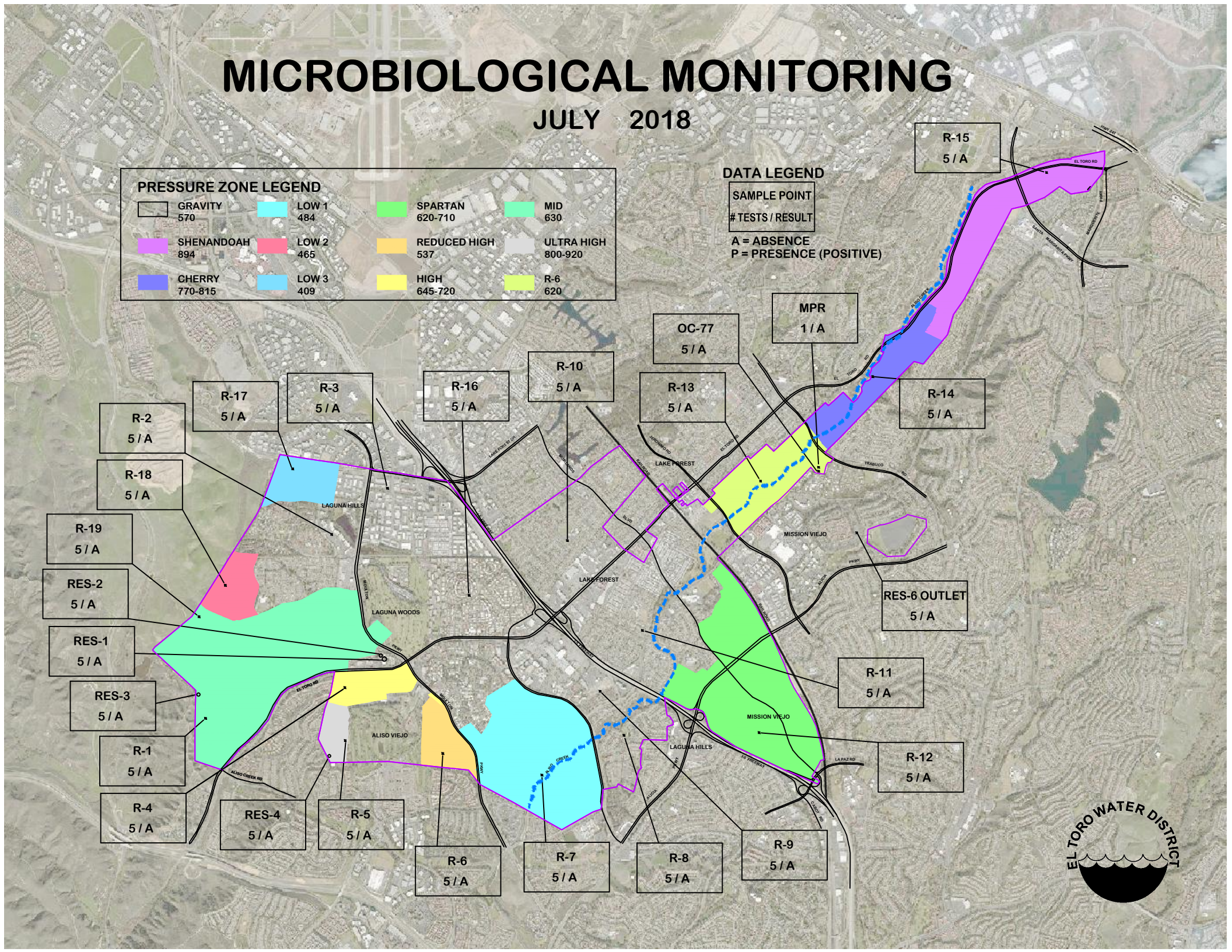

CHLORINE RESIDUAL MONITORING

JULY 2018

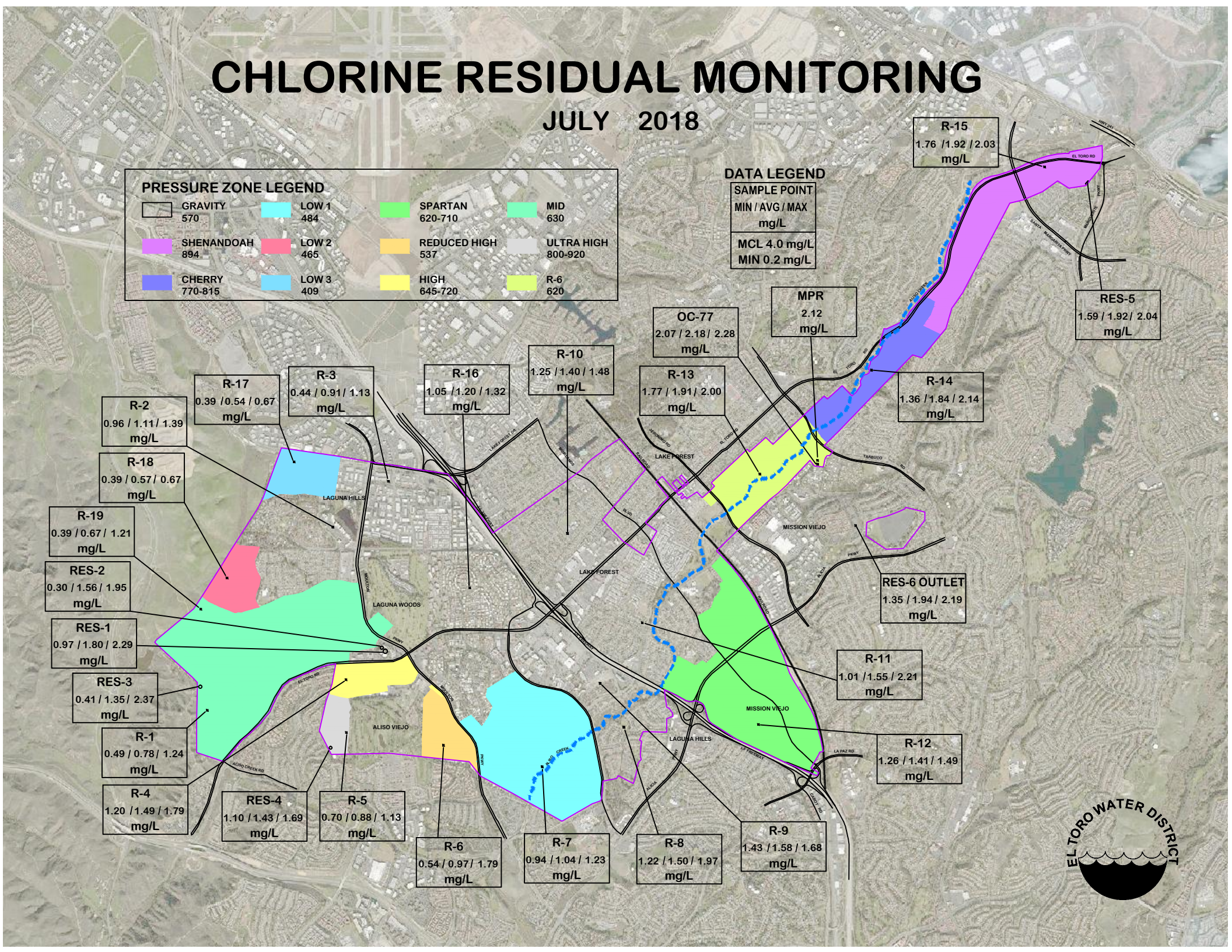

NITRITE MONITORING

JULY 2018

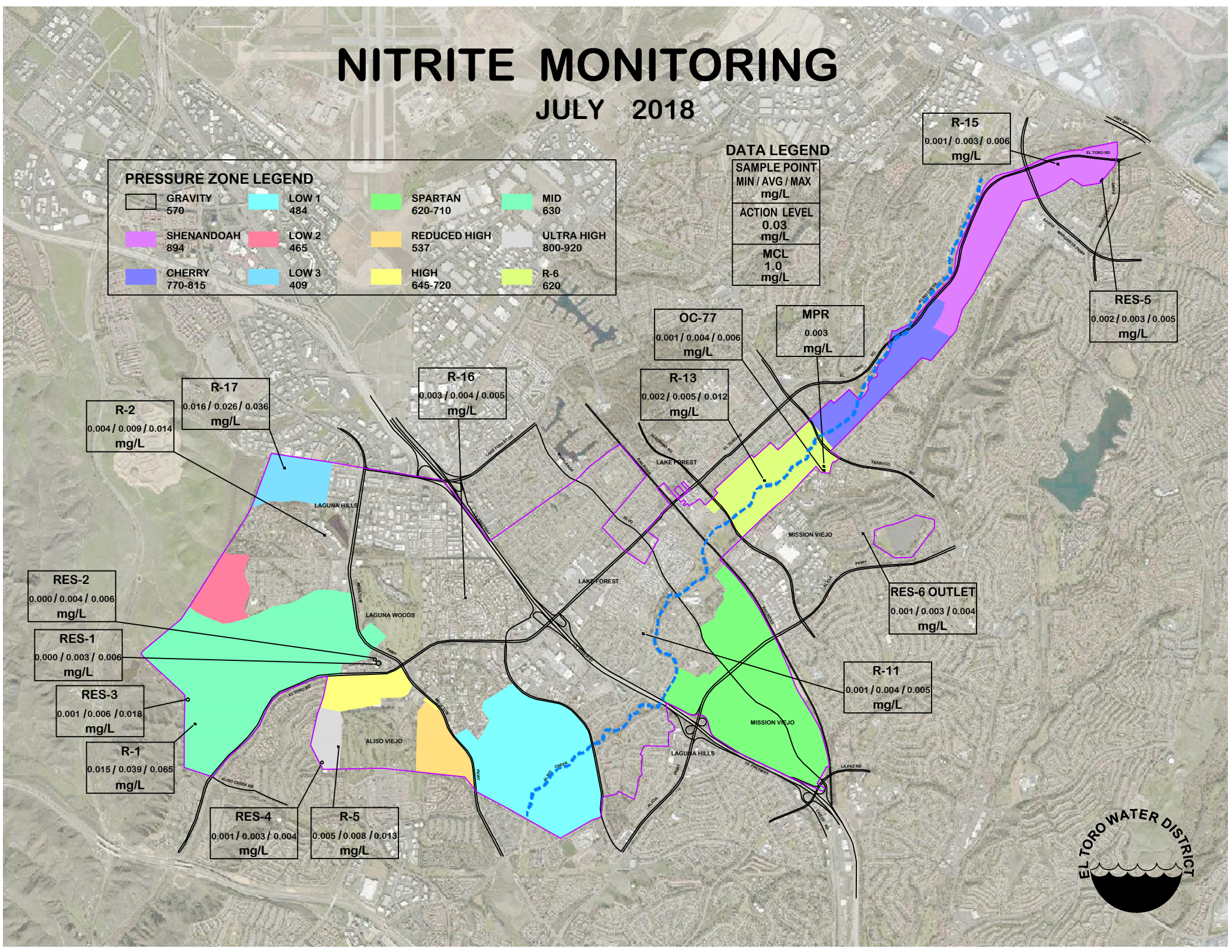

FLUORIDE MONITORING

JULY 2018

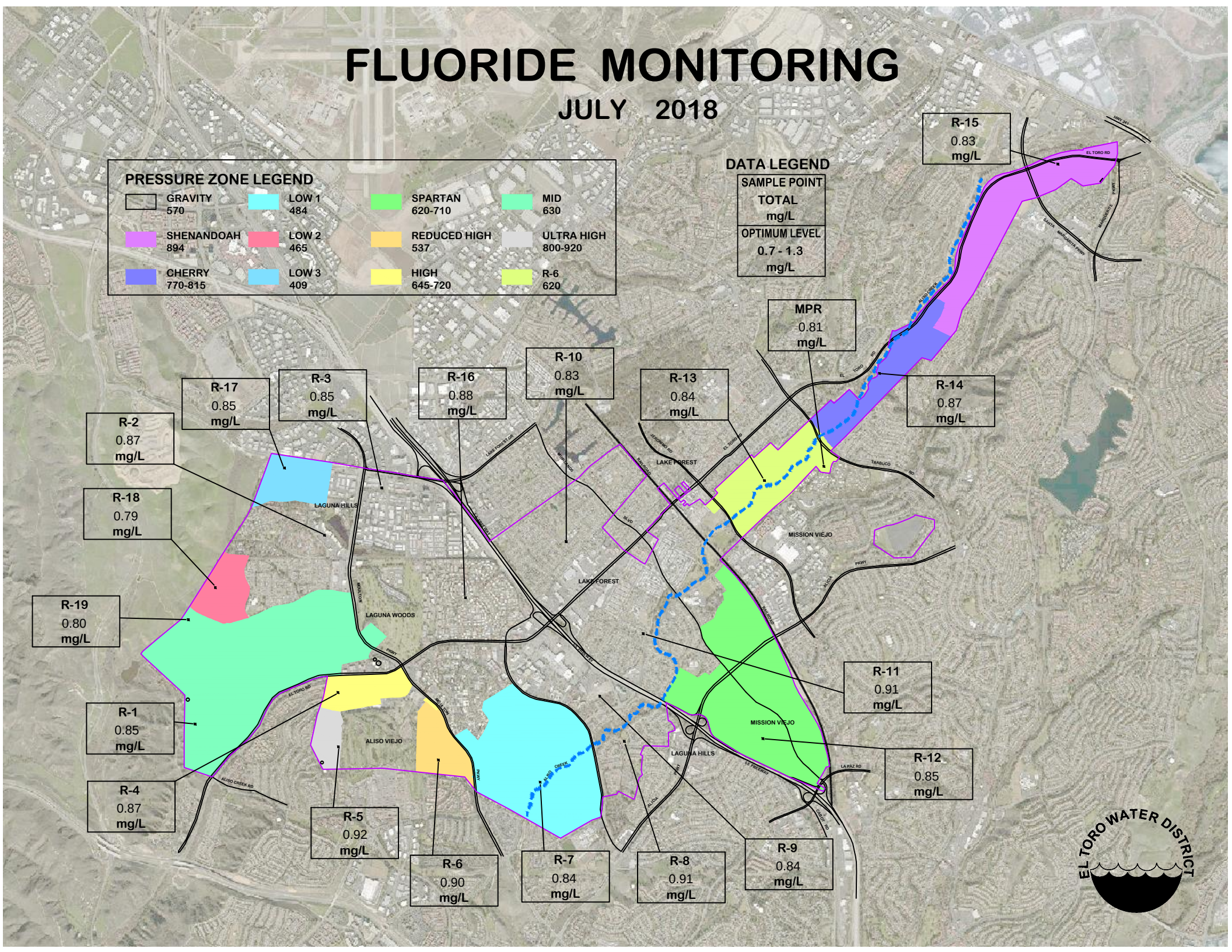

EL TORO WATER DISTRICT
MONTHLY POTABLE WATER QUALITY REPORT

The quality and safety of drinking water in the U.S. is regulated by the federal government through the U.S. Environmental Protection agency (USEPA). In California, those standards are enforced by the California Department of Public Health (CDPH). Water Quality parameters must meet both primary and secondary water quality standards as established by the CDPH.

PRIMARY STANDARDS - are intended to protect public health against substances in the water that may be harmful to humans if consumed for long periods of time.

SECONDARY STANDARDS - are to ensure esthetic qualities of water such as taste, odor or clarity. Rather than its healthfulness, these standards govern substances that may influence consumer acceptance of water.

Given that 100% of ETWD's potable water resource is fully treated and delivered by Metropolitan Water District of southern California (MWDSC) through an enclosed and protected conveyance system, the majority of the State and federal primary and secondary source water quality monitoring requirements are performed by MWDSC. The District's physical responsibility for water quality monitoring is associated with the distribution system. To monitor the distribution system water quality the District utilizes both in house and outside lab services. Routine distribution analysis conforming to CDPH requirements is conducted for the following constituents:

1) Microbiological - The number of microbiological samples and the frequency of analysis during the month is based on the population and/or service connections served. Utilizing a population of 50,000, the CDPH requires that 20 "representative" samples be collected and analyzed for coliform bacteria. The objective is to maintain water quality that is absent of coliform bacteria which is a general indicator for the existence of fecal coliform.

2) Chlorine Residual - The chlorine residual monitoring is performed in conjunction with the microbiological monitoring. The CDPH requirement for treated surface water mandates that the distribution system maintain a "detectable" residual. The number of and frequency of sampling is determined utilizing the same formula applied to microbiological requirements. At a minimum, we are obligated to collect and analyze for chlorine residual each time we collect the representative microbiological samples. Per EPA Disinfectants & Disinfection Byproduct Rule (D/DBP), which was effective January 2002, requires quarterly reporting for all sampling.

3) TTHM & HAA5 Stage 2 DBPR Compliance The U.S. Environmental Protection Agency (EPA) published the Stage 2 Disinfectants and Disinfection Byproducts Rule (Stage 2 DBPR) on January 4, 2006. The Stage 2 DBPR builds on existing regulations by requiring water systems to meet disinfection byproduct (DBP)* maximum contaminant levels (MCLs) at each monitoring site in the distribution system to better protect public health. The Stage 2 DBP rule is intended to reduce potential cancer and reproductive and developmental health risks from disinfection byproducts (DBPs) in drinking water, which form when disinfectants are used to control microbial pathogens.
This final rule strengthens public health protection for customers of systems that deliver disinfected water by requiring such systems to meet maximum contaminant levels as an average at each compliance monitoring location (instead of as a system-wide average as in previous rules) for two groups of DBPs, trihalomethanes (TTHM) and five haloacetic acids (HAA5). The rule targets systems with the greatest risk and builds incrementally on existing rules. This regulation will reduce DBP exposure and related potential health risks and provide more equitable public health protection. The Stage 2 DBPR is being released simultaneously with the Long Term 2 Enhanced Surface Water Treatment Rule to address concerns about risk tradeoffs between pathogens and DBPs.

The mandatory requirement under the Stage 2 DBP rule, known as an Initial Distribution System Evaluation (IDSE) was completed by ETWD in 2008 and a Stage 2 monitoring plan has been approved by CDPH. Full Stage 2 compliance begins in 2012. The IDSE identified the locations with high disinfection byproduct concentrations. These locations will then be used by the District as the 8 sampling sites for Stage 2 DBP rule compliance monitoring. Compliance with the maximum contaminant levels for two groups of disinfection byproducts (TTHM and HAA5) will be calculated for each monitoring location in the distribution system. This approach, referred to as the locational running annual average (LRAA), differs from current requirements, which determine compliance by calculating the running annual average of samples from all monitoring locations across the system. The Stage 2 DBP rule also requires each system to determine if they have exceeded an operational evaluation level, which is identified using their compliance monitoring results. The operational evaluation level provides an early warning of possible future MCL violations, which allows the system to take proactive steps to remain in compliance. A system that exceeds an operational evaluation level is required to review their operational practices and submit a report to the state that identifies actions that may be taken to mitigate future high DBP levels, particularly those that may jeopardize their compliance with the DBP MCLs.

4) Physical Quality - **Physical Quality analysis is associated with the esthetic qualities of the finished water. Primarily, we are performing analysis for taste, odor and Turbidity (Clarity). In accordance with CDPH requirements, the District collects a minimum of 15 samples per month.**

5) Nitrites - **Although the chloramine disinfection process has been effective in controlling TTHM levels, it requires increased monitoring and adjustment as a result of its susceptibility to the Nitrification process. Nitrification is a biological process caused by naturally occurring ammonia oxidizing bacteria. Nitrification in chloraminated drinking water can have various adverse impacts on water quality, the most serious of which is the loss of total chlorine residual which is required by the CDPH and the subsequent potential to increase bacteria-iological activity within the finished or treated water system. MWD has developed an effective nitrification monitoring and prevention program which ETWD staff have adopted and incorporated into the District's daily water quality monitoring and action plan. The number and frequency of this type of monitoring is not currently regulated by CDPH. Staff monitor the level of nitrites in source water, reservoirs and the distribution system daily and weekly in conjunction with the microbiological and chlorine sampling program. A nitrite level of between 0.015 and 0.030 would signal an alert. > 0.030 would require action such as the addition of chlorine to produce a chloramine residual.**

EL TORO WATER DISTRICT
MONTHLY POTABLE WATER QUALITY ANALYSIS
MONTH: July YEAR : 2018

CONSTITUENT		INSIDE LAB		OUTSIDE LAB	
ANALYSIS	MCL	NO.	RESULTS	NO.	RESULTS
1 Microbiological	Pres/Absence	175(A)	Pres/Absence	0	Average
2 Chlorine (ppm)	Detectable Resid	302	Average = 1.22 ppm	0	
3 TTHM (ppb) (Stage 2)	0.080 ppb		N/A	0	
3 HAA5 (ppb) (Stage 2)	0.060 ppb		N/A	0	
4 Physical Quality:			RANGE		
Turbidity (ppm)	5 NTU	20	0.03 to 0.10	0	
Odor	3 Units	20	ND<1	0	
Color	15 Units	20	ND<5	0	
Temperature	No standard	20	69°F To 79°F	0	
5 Nitrite (Alert/Action level)ppm	0.015 to 0.030 ppm	139	0.000 to 0.018 Res.	0	

To ensure water quality compliance, the District annually performs approximately 8,750 water quality analytical evaluations of the samples collected from the distribution system.

Abbreviations:

RES	**Indicates that the nitrification was isolated to a reservoir and treated**
ND	**None detected**
Pres/Absence	**Presence (P) or Absence (A) related to a positive or negative bacteriological result**
MCL	**Maximum Contaminant Level**
NTU	**Nephelometric Turbidity Units, a measure of the suspended material in the water**
ppm	**Parts per million**
ppb	**Parts per billion**
Total Coliform	**No more than 5% of the monthly samples may be total coliform-positive**
N/A	**Not available**

EL TORO WATER DISTRICT
COLLECTION SYSTEM ACTIVITY REPORT

MONTH ENDING: **JULY** **2018**

ODOR COMPLAINTS	**NUMBER**	**LOCATION, ORIGIN, ACTION:**
Outside Laguna Woods Village		
Outside Laguna Woods Village		
Laguna Woods Village		
New World		
Private System		
Other: WRP		
TOTAL	**0**	

ROOT FOAMING	**FOOTAGE**	**CHEMICAL USED**	**CHEMICAL COST**	**COMMENTS:**
Outside Laguna Woods Village				
Laguna Woods Village				
New World				
Other				
TOTAL	**0**			

ROOT CUTTING	**FOOTAGE**	**COMMENTS:**
Outside Laguna Woods Village		
Laguna Woods Village		
New World		
TOTAL	**0**	

HYDRO-CLEANING	**FOOTAGE**	**COMMENTS:**
Outside Laguna Woods Village	3,724	
Laguna Woods Village		
New World		
Private System		
Hot Spots	25,299	
ETWD TOTALS:	29,023	
SANTA MARGARITA TOTALS:		
COMBINED TOTALS:	**29,023**	

TV INSPECTIONS	**FOOTAGE**	**COMMENTS:**
Outside Laguna Woods Village	8,424	
Laguna Woods Village		
New World		
Private System		
Other		
TOTAL	**8,424**	

Wet Wells	**Number**	**4**	NORTHLINE-MATHIS-WESTLINE-FREEWAY
Flow Meter/Sampling	**Number**		
WATER TANK FILLS **32**	**32,000**		

Weekly Water Quality System Status

Wednesday, August 08, 2018

Printed On: 8/8/2018 2:59:37 PM

THE METROPOLITAN WATER DISTRICT OF SOUTHERN CALIFORNIA

No violations of State or Federal regulations were recorded during the current period.

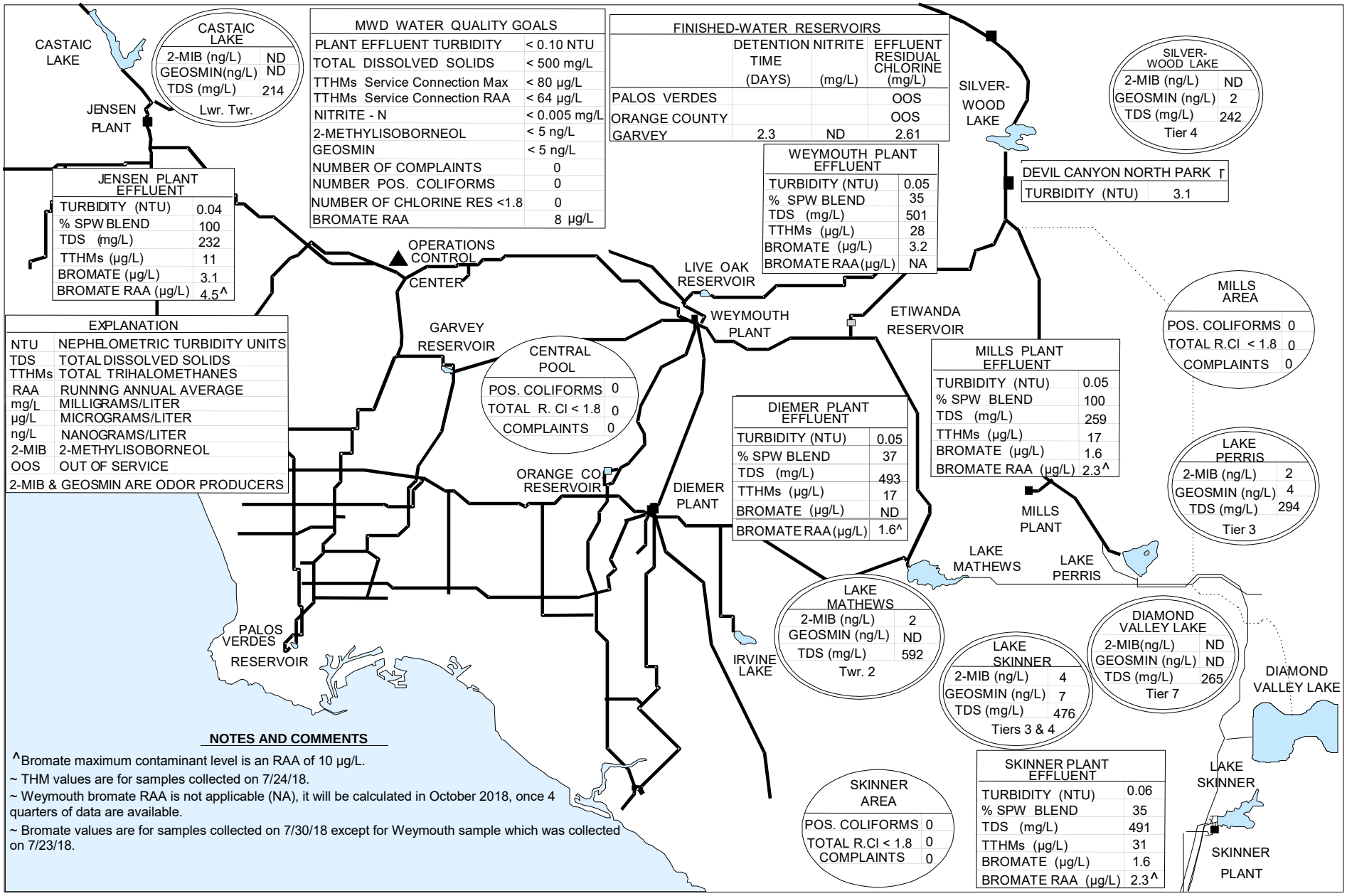

NOTES AND COMMENTS

^Bromate maximum contaminant level is an RAA of 10 µg/L.

~ THM values are for samples collected on 7/24/18.

~ Weymouth bromate RAA is not applicable (NA), it will be calculated in October 2018, once 4 quarters of data are available.

~ Bromate values are for samples collected on 7/30/18 except for Weymouth sample which was collected on 7/23/18.

MWD water quality goals meet or exceed all State and Federal regulations.

WATER QUALITY INFORMATION LINE: (800) 354-4420

VISIT MWD ON THE WEB AT http://www.mwdh2o.com

Memorandum

DATE: August 10, 2018

TO: Member Agencies – MWDOC Division Five

FROM: Sat Tamaribuchi, Director – Division Five

SUBJECT: Monthly Water Usage Data, Tier 2 Projection & Water Supply Information

---

The attached figures show the recent trend of water consumption in Orange County (OC), an estimate of Imported Water Sales for MWDOC, and selected water supply information.

- OC Water Usage, Monthly by Supply OCWD Groundwater was the main supply in June.
- OC Water Usage, Monthly, Comparison to Previous Years Water usage in June 2018 was average compared to the last 5 years. We are seeing a slight increase in overall water usage compared to the previous two Fiscal Years. In June 2016, all water conservation became voluntary for MWDOC agencies and the Great California Drought was declared over by the Governor in April 2017.
- Historical OC Water Consumption Orange County M & I water consumption is estimated to be 540,000 AF in FY 2017-18 *(this includes ~15 TAF of agricultural usage and non-retail water agency usage).* This is about 21,000 AF more than FY 2016-17 and is about 48,000 AF more than FY 2015-16 (During the SWRCB mandatory water restrictions). Water usage per person is projected to be slightly higher than in FY 2017-18 for Orange County at 151 gallons per day (This includes recycled water). Although OC population has increased 20% over the past two decades, water usage has not increased, on average. A long-term decrease in per-capita water usage is attributed mostly to Water Use Efficiency (water conservation) efforts. O.C. Water Usage for the last three Fiscal Years is the lowest since the 1982-83 Fiscal Year (FY1982-83 was the third wettest year on record).

Water Supply Information Includes data on Rainfall in OC; the OCWD Basin overdraft; Northern California and Colorado River Basin hydrologic data; the State Water Project (SWP) Allocation, and regional storage volumes. The data have implications for the magnitude of supplies from the three watersheds that are the principal sources of water for OC. Note that a hydrologic year is Oct. 1st through Sept. 30th.

- Orange County's accumulated rainfall through late July was well below average for this period. Water year to date rainfall in Orange County is 3.66 inches which is 29% of normal.

- Northern California accumulated precipitation through late June was around 84% of normal for this period. Water Year 2017 was the wettest water year on record. The Northern California snowpack was 43% of normal as of April 1st. The State of California was in a declared Drought Emergency that started January 2014 and ended in April of 2017. As of late July, 44.73% of California is experiencing moderate or severe drought conditions while 86.18% of the state is experiencing abnormally dry conditions. The State Water Project Contractors Table A Allocation has increased to 35% as of late May.

- Colorado River Basin accumulated precipitation through late June was 70% average for this period. The Upper Colorado Basin snowpack was 71% of normal as of April 3. Lake Mead and Lake Powell combined have about 58% of their average storage volume for this time of year and are at 43.7% of their total capacity. If Lake Mead's level falls below a "trigger" limit 1,075 ft. at the end of a calendar year, then a shortage will be declared by the US Bureau of Reclamation (USBR), impacting Colorado River water deliveries to the Lower Basin states. As of late July, Lake Mead levels were 2.5' above the "trigger" limit. The USBR predicts that the start of 2019 will not hit the "trigger" level but there is a 52% chance that the trigger level will be hit in 2020 and a 64% chance in 2021.

Fig. 1 OC Water Usage, Monthly by Supply with projection to end of fiscal year

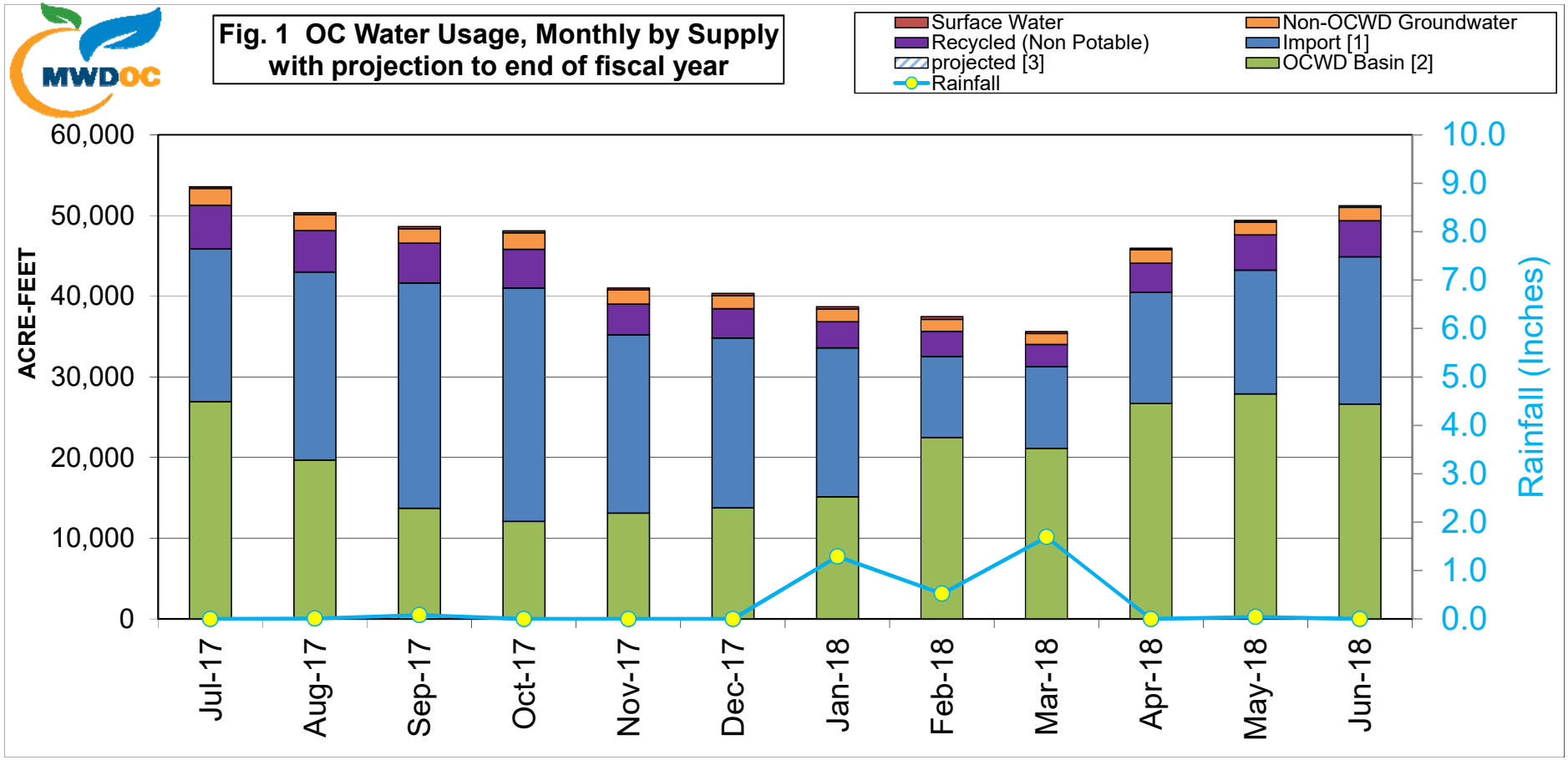

[1] Imported water for consumptive use. Includes "In-Lieu" deliveries and CUP water extraction. Excludes "Direct Replenishment" deliveries of spreading water, "Barrier Replenishment" deliveries, and deliveries into Irvine Lake.

[2] GW for consumptive use only. Excludes In-Lieu water deliveries and CUP water extraction that are counted with Import. BPP in FY '17-18 is 75%.

[3] MWDOC's estimate of monthly demand is based on the projected FY 15-16"Retail" water demand and historical monthly demand patterns.

[4] Total water usage includes IRWD groundwater agricultural use and usage by non-retail water agencies.

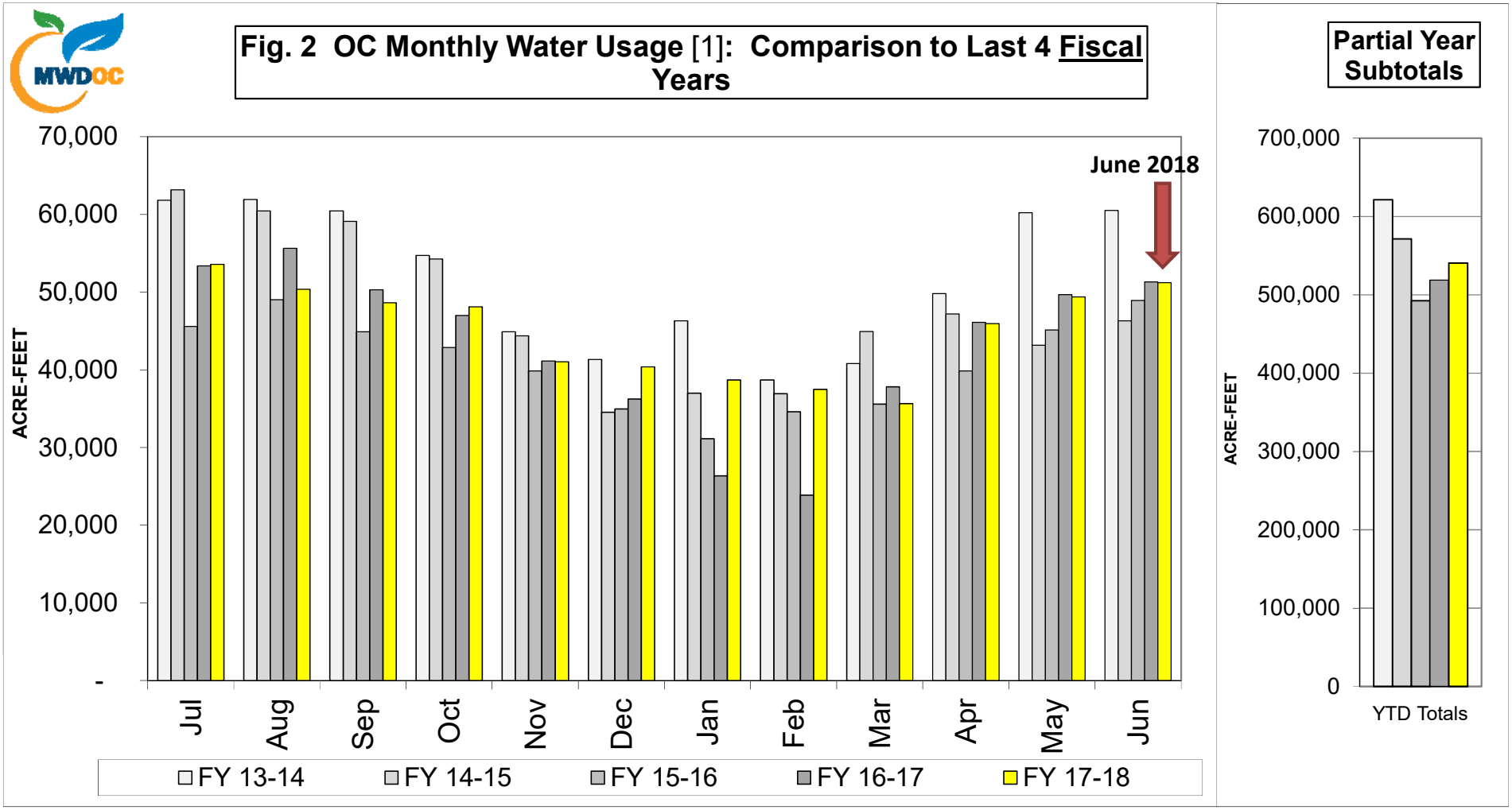

[1] Sum of Imported water for consumptive use (includes "In-Lieu" deliveries; excludes "Direct Replenishment "and "Barrier Replenishment") and Local water for consumptive use (includes recycled and non-potable water and excludes GWRS production) Recent months numbers include some estimation.

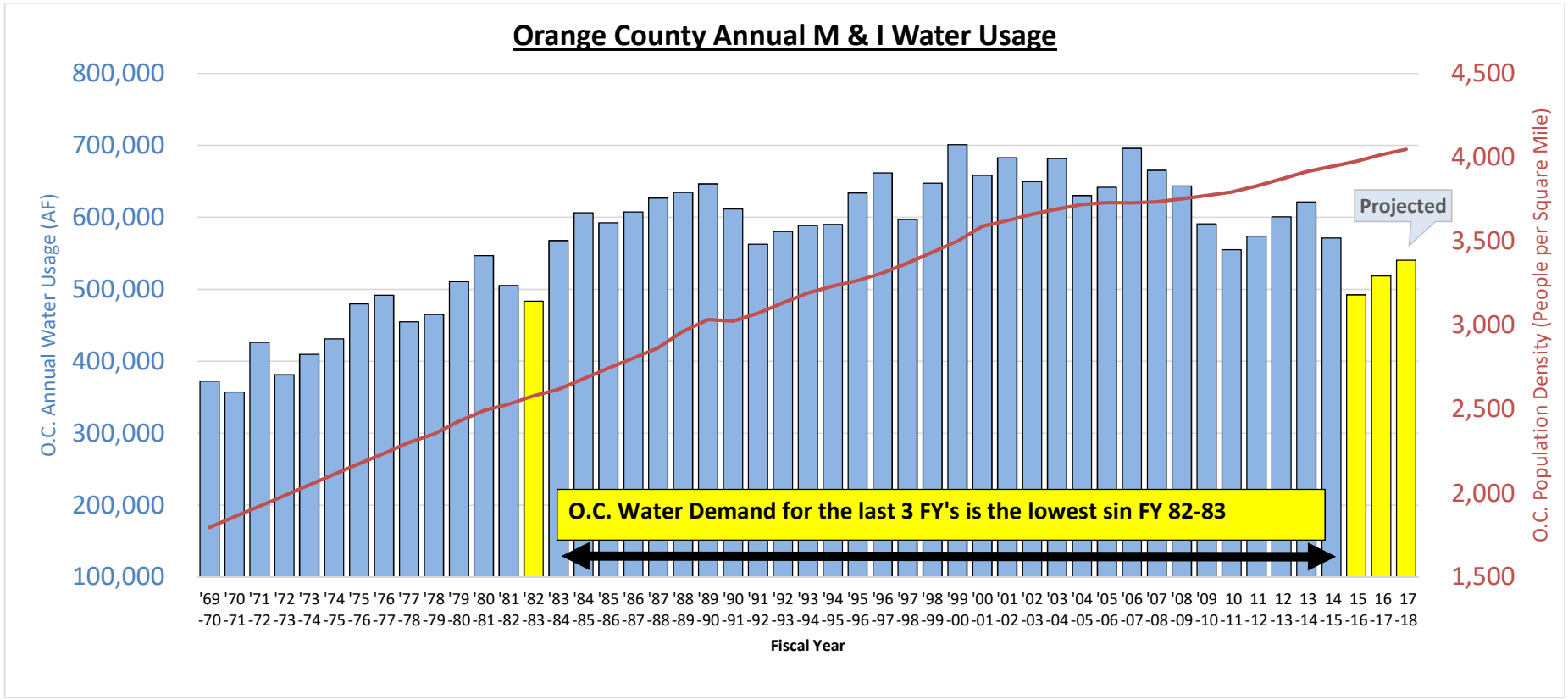
Orange County Annual M & I Water Usage
O.C. Annual Water Usage (AF)
800,000
700,000
600,000
500,000
400,000
300,000
200,000
100,000
4,500
4,000
3,500
3,000
2,500
2,000
1,500
O.C. Population Density (People per Square Mile)
Projected
O.C. Water Demand for the last 3 FY's is the lowest sin FY 82-83
'69 '70 '71 '72 '73 '74 '75 '76 '77 '78 '79 '80 '81 '82 '83 '84 '85 '86 '87 '88 '89 '90 '91 '92 '93 '94 '95 '96 '97 '98 '99 '00 '01 '02 '03 '04 '05 '06 '07 '08 '09 10 11 12 13 14 15 16 17
-70 -71 -72 -73 -74 -75 -76 -77 -78 -79 -80 -81 -82 -83 -84 -85 -86 -87 -88 -89 -90 -91 -92 -93 -94 -95 -96 -97 -98 -99 -00 -01 -02 -03 -04 -05 -06 -07 -08 -09 -10 -11 -12 -13 -14 -15 -16 -17 -18
Fiscal Year

Accumulated Precipitation

for the *Oct.-Sep.* water year, through late July 2018

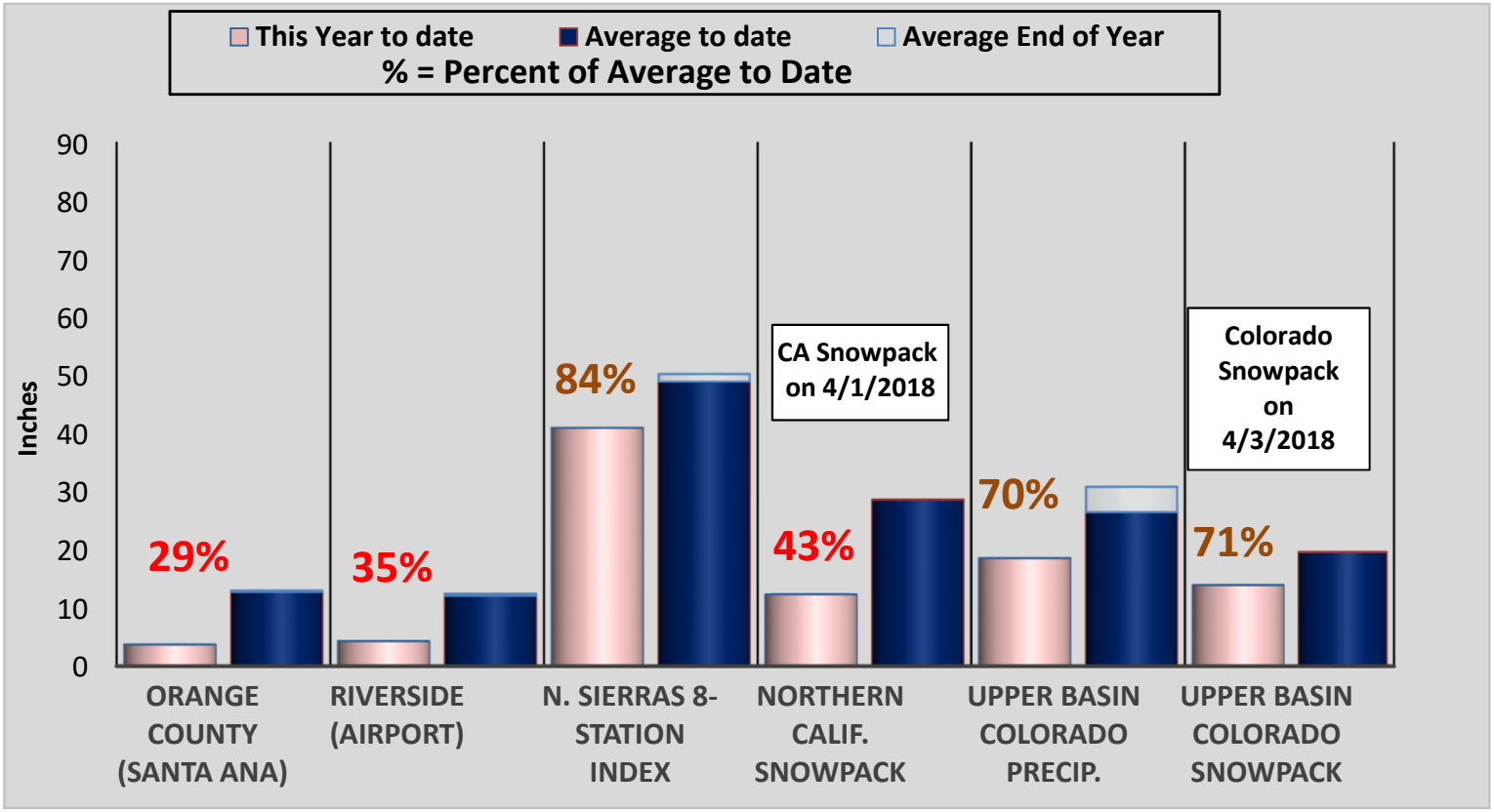

MWDOC

* The date of maximum snowpack accumulation (April 1st in Northern Calif. , April 15th in the Upper Colorado Basin) is used for year to year comparison.

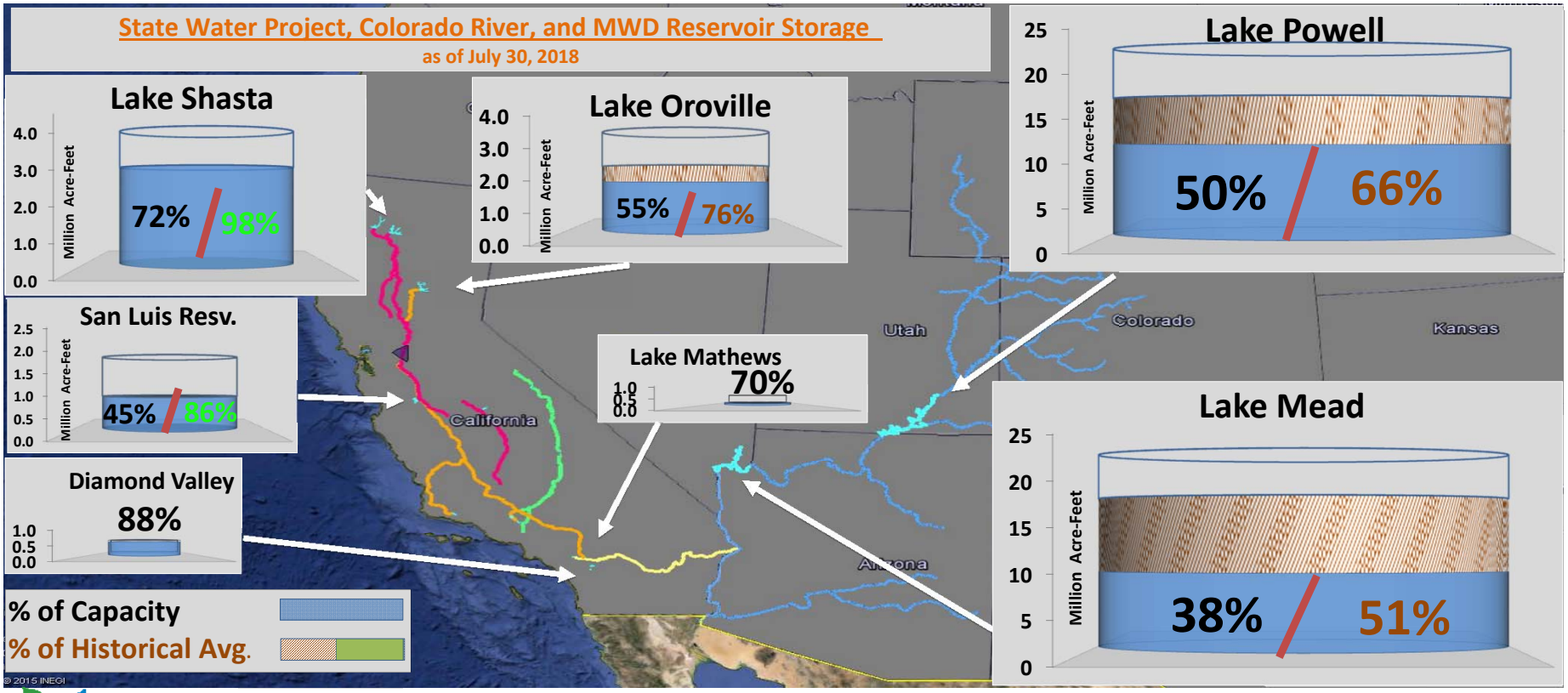

MWDOC

prepared by the Municipal Water District of Orange County
Number are Subuject to Change

SWP TABLE A ALLOCATION

FOR STATE WATER PROJECT CONTRACTORS

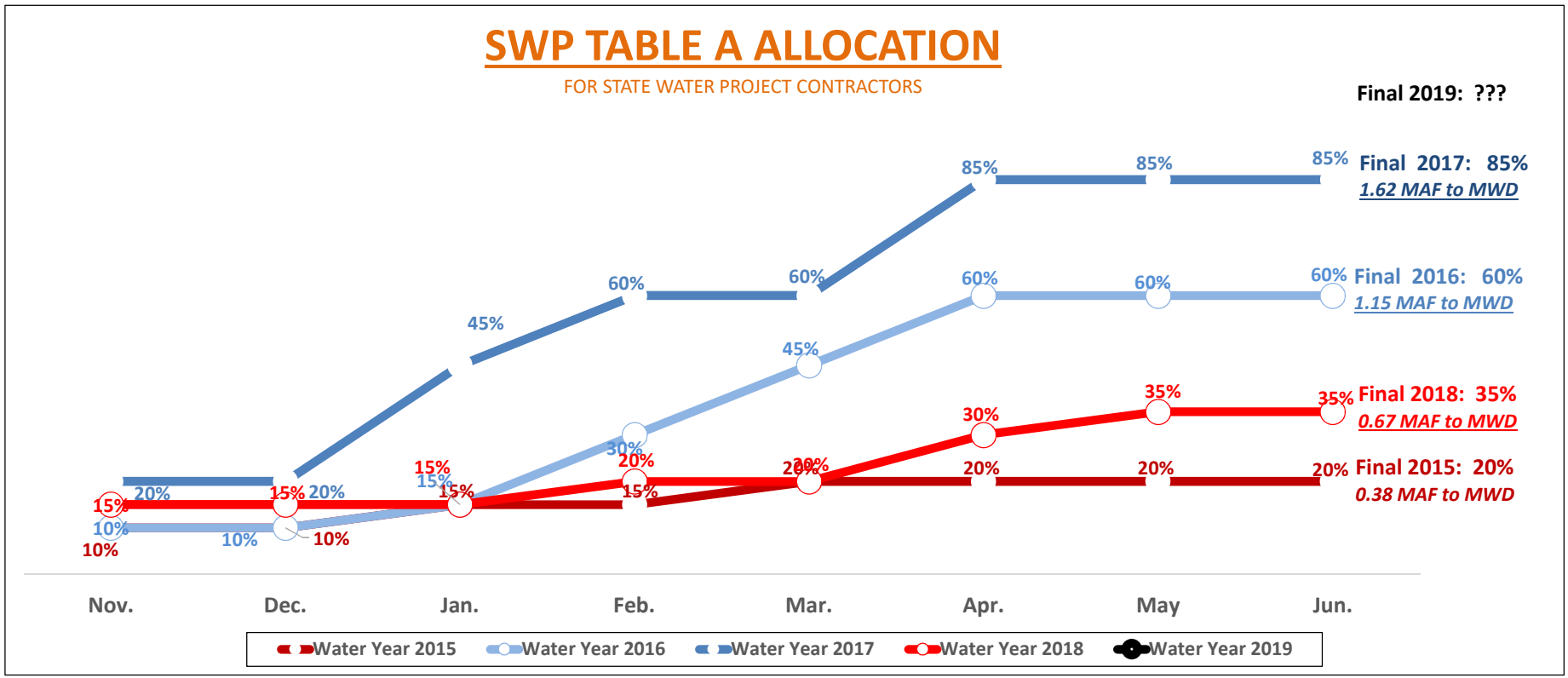

Accumulated Overdraft of the OCWD Groundwater Basin as of June 2018

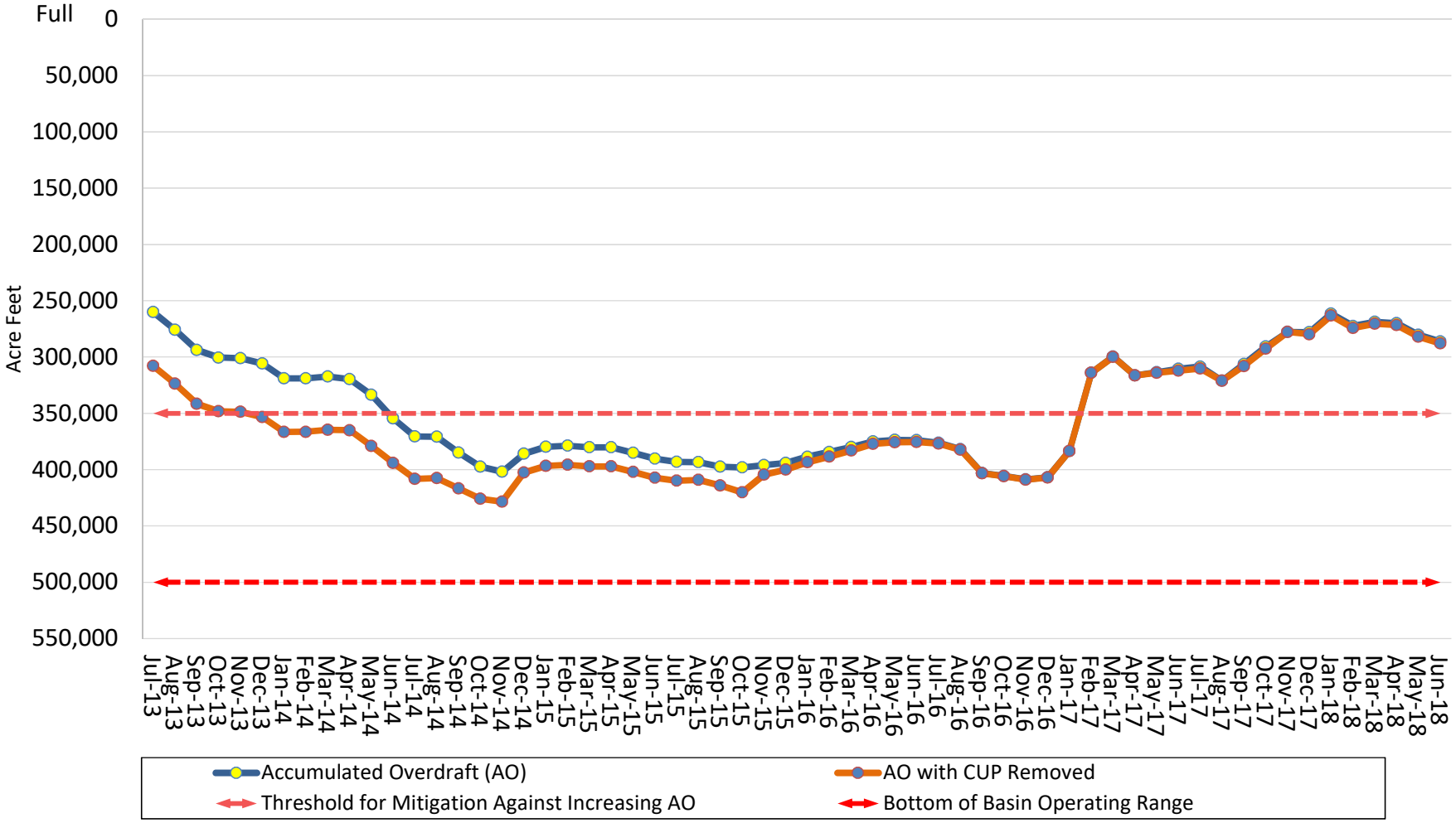

	Jul-16	Aug-16	Sep-16	Oct-16	Nov-16	Dec-16	Jan-17	Feb-17	Mar-17	Apr-17	May-17	Jun-17
AO (AF)	376,310	381,800	403,047	405,635	408,729	406,832	383,548	314,004	299,755	316,286	313,468	310,434
AO w/CUP removed (AF)	376,864	382,340	403,223	405,811	408,906	407,009	383,548	314,004	299,931	316,462	314,009	312,164
	Jul-17	Aug-17	Sep-17	Oct-17	Nov-17	Dec-17	Jan-18	Feb-18	Mar-18	Apr-18	May-18	Jun-18
AO (AF)	308,488	321,131	306,280	290,800	277,691	278,056	261,521	272,475	268,752	269,889	280,329	286,163
AO w/CUP removed (AF)	310,216	321,131	308,007	292,522	277,691	279,776	263,237	274,188	270,463	271,601	282,041	287,869

Source of data = OCWD monthly Water Resources Report in Board meeting packet

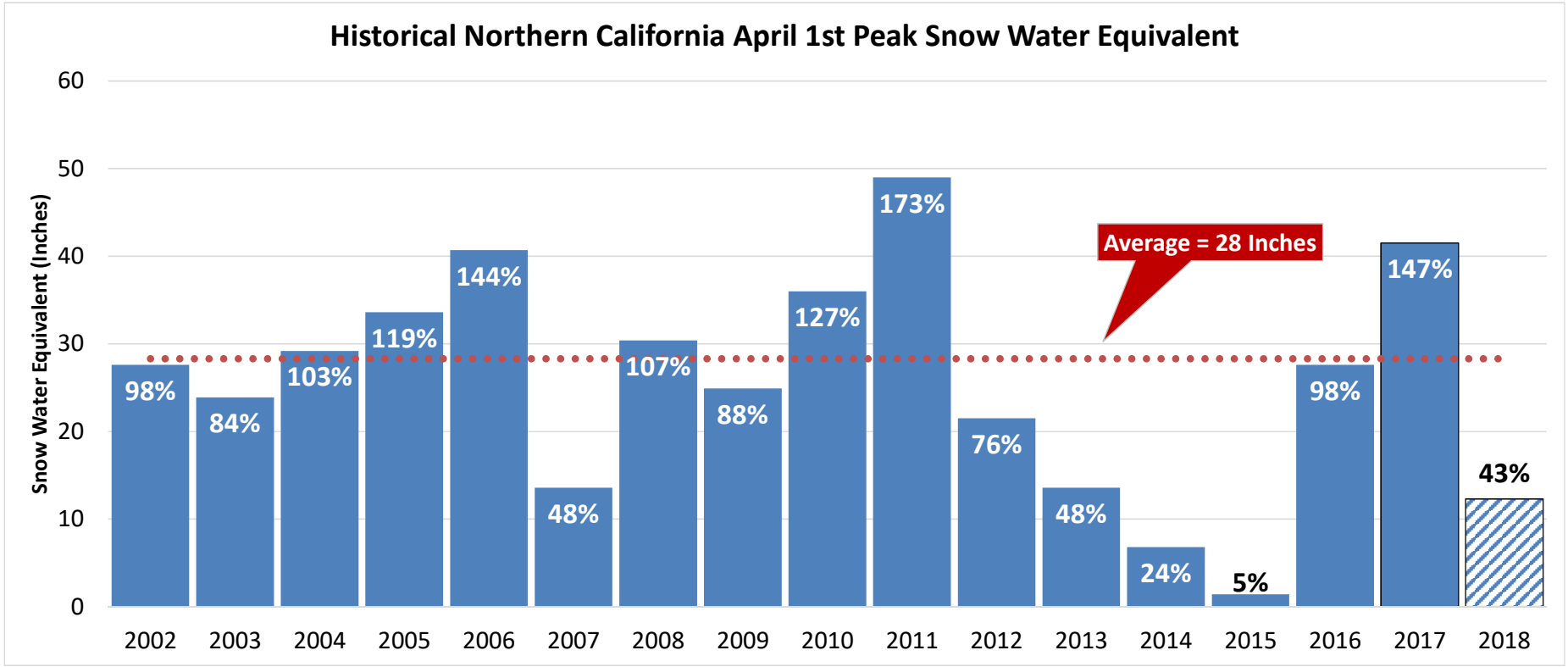
Historical Northern California April 1st Peak Snow Water Equivalent
Snow Water Equivalent (Inches)
60
50
40
30
20
10
0
Average = 28 Inches
98%
84%
103%
119%
144%
48%
107%
88%
127%
173%
76%
48%
24%
5%
98%
147%
43%
2002
2003
2004
2005
2006
2007
2008
2009
2010
2011
2012
2013
2014
2015
2016
2017
2018

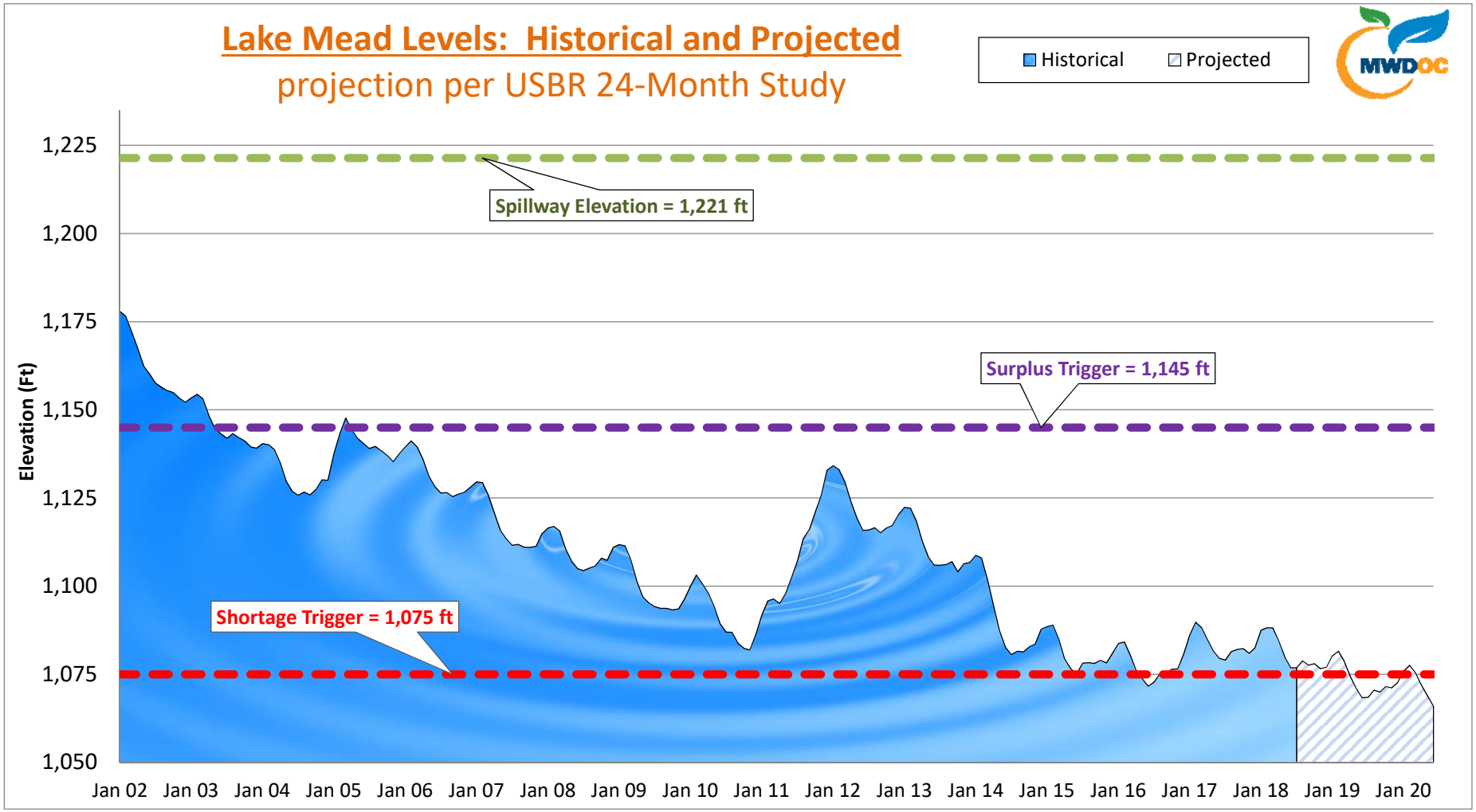
Lake Mead Levels: Historical and Projected
projection per USBR 24-Month Study
Historical
Projected
MWDOC
Spillway Elevation = 1,221 ft
Surplus Trigger = 1,145 ft
Shortage Trigger = 1,075 ft
Elevation (Ft)
1,225
1,200
1,175
1,150
1,125
1,100
1,075
1,050
Jan 02
Jan 03
Jan 04
Jan 05
Jan 06
Jan 07
Jan 08
Jan 09
Jan 10
Jan 11
Jan 12
Jan 13
Jan 14
Jan 15
Jan 16
Jan 17
Jan 18
Jan 19
Jan 20

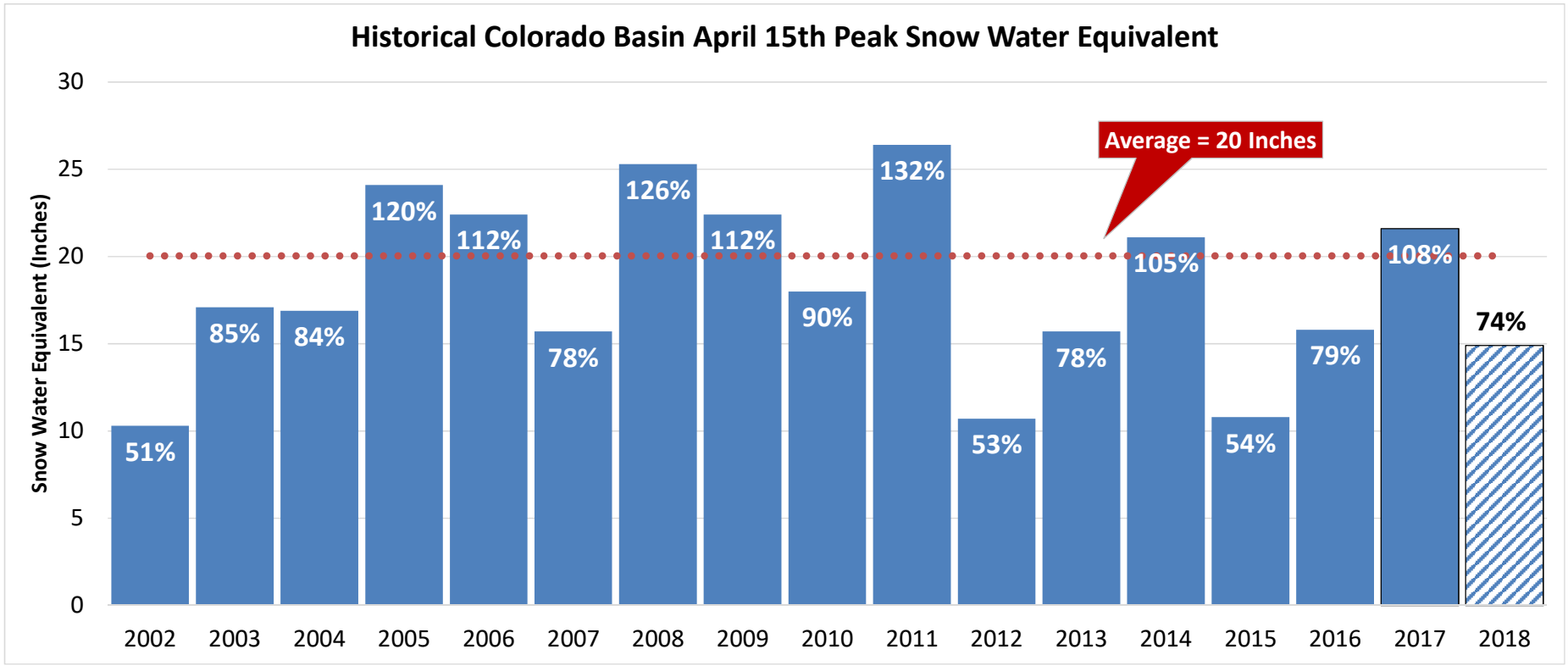
Historical Colorado Basin April 15th Peak Snow Water Equivalent
Snow Water Equivalent (Inches)
30
25
20
15
10
5
0
Average = 20 Inches
51%
85%
84%
120%
112%
78%
126%
112%
90%
132%
53%
78%
105%
54%
79%
108%
74%
2002
2003
2004
2005
2006
2007
2008
2009
2010
2011
2012
2013
2014
2015
2016
2017
2018

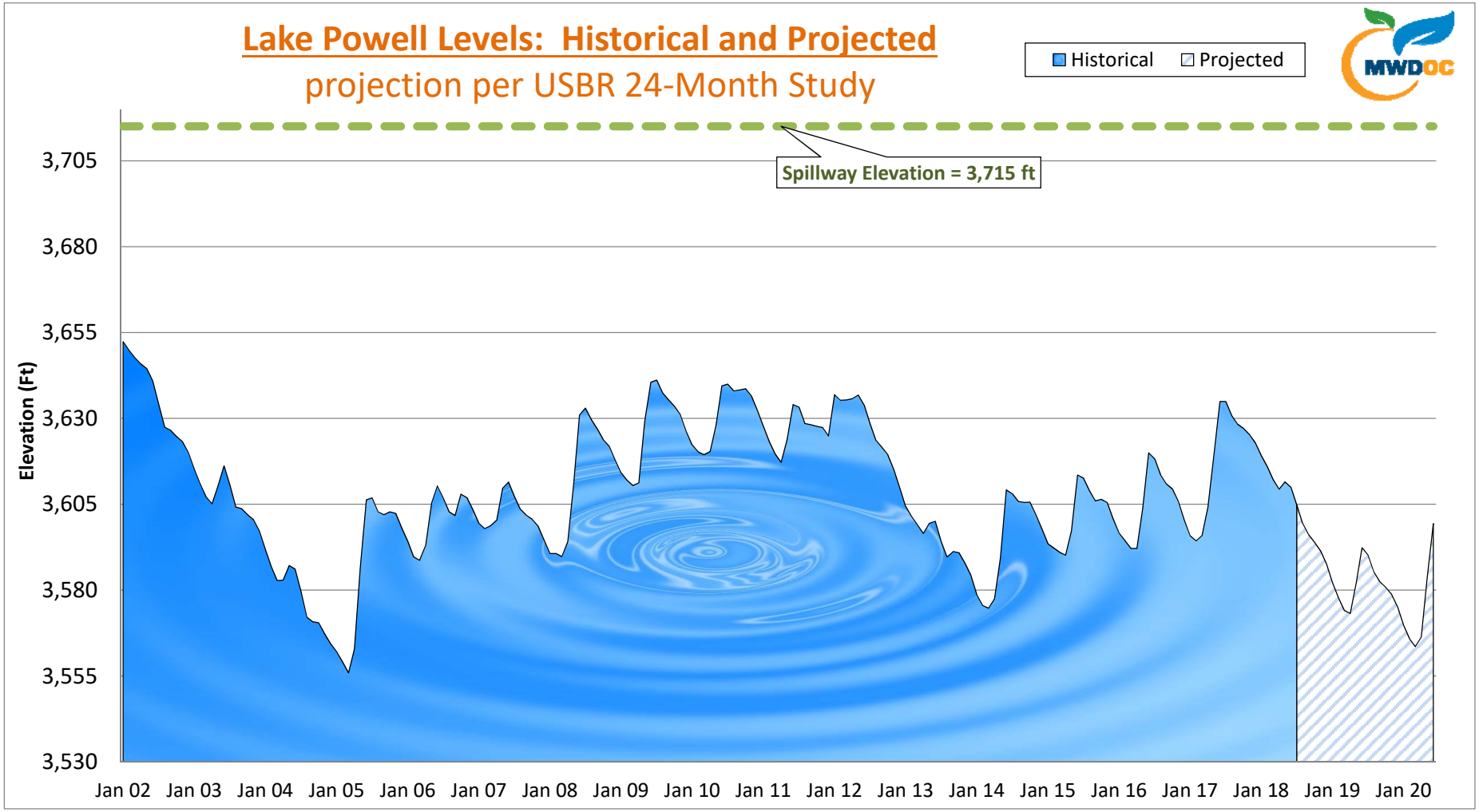
Lake Powell Levels: Historical and Projected
projection per USBR 24-Month Study
Historical
Projected
MWDOC
Spillway Elevation = 3,715 ft
Elevation (Ft)
3,705
3,680
3,655
3,630
3,605
3,580
3,555
3,530
Jan 02
Jan 03
Jan 04
Jan 05
Jan 06
Jan 07
Jan 08
Jan 09
Jan 10
Jan 11
Jan 12
Jan 13
Jan 14
Jan 15
Jan 16
Jan 17
Jan 18
Jan 19
Jan 20

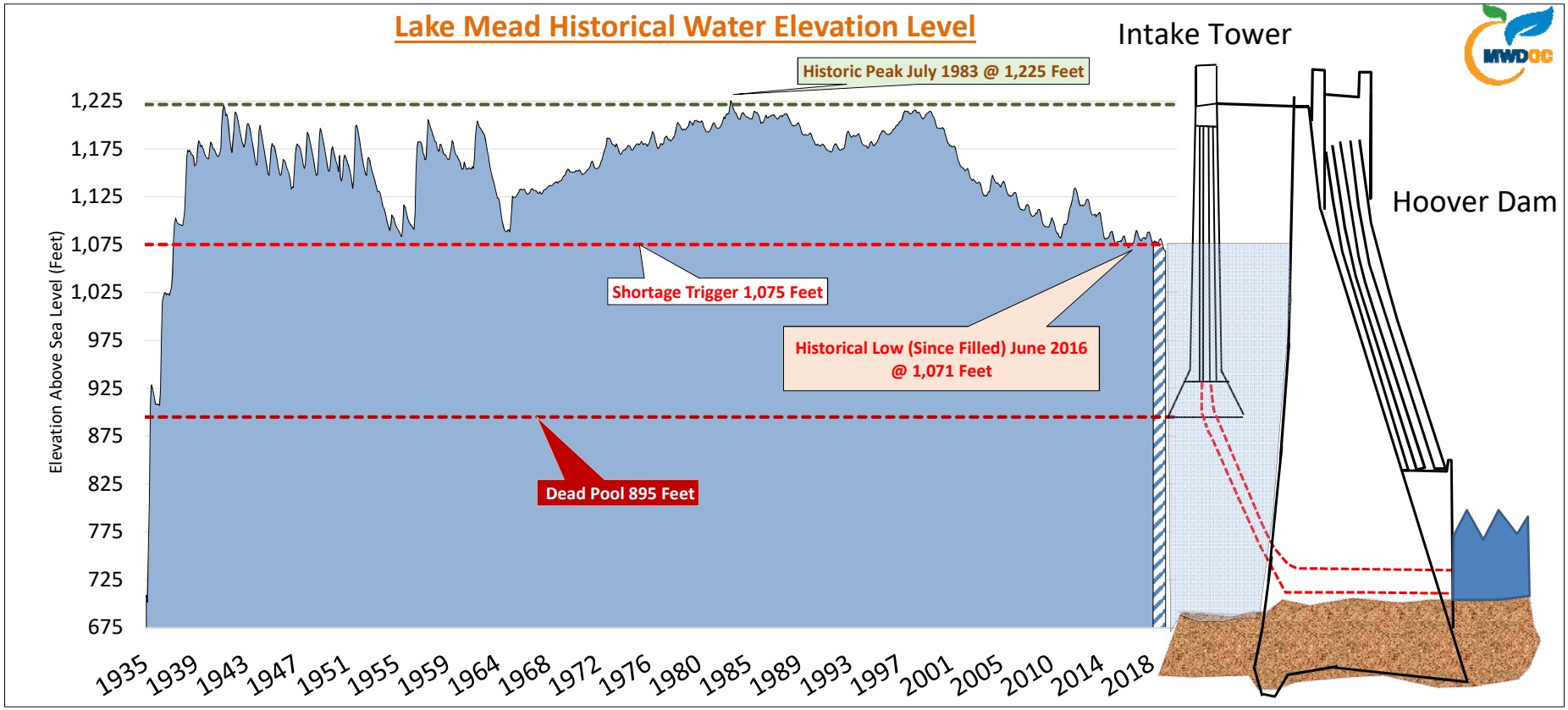
Lake Mead Historical Water Elevation Level
Intake Tower
Hoover Dam
Historic Peak July 1983 @ 1,225 Feet
Shortage Trigger 1,075 Feet
Historical Low (Since Filled) June 2016
@ 1,071 Feet
Dead Pool 895 Feet
Elevation Above Sea Level (Feet)
1,225
1,175
1,125
1,075
1,025
975
925
875
825
775
725
675
1935
1939
1943
1947
1951
1955
1959
1964
1968
1972
1976
1980
1985
1989
1993
1997
2001
2005
2010
2014
2018

WILL SERVE REQUEST STATUS REPORT

(July 2018)

All projects subject to previously issued Will Serve Letters are either Complete or the Will Serve Letter has Expired

(Will Serve Letters Expire One Year from Date of Issuance)

Date Requested	Applicant	Project Description	Type	Location	Status	Date Issued
6/22/17	Precision Hospitality & Development, LLC	Dunkin Donuts	ND	23771 El Toro Rd.	Issued	7/24/17
9/14/17	Elite Hospitality, Inc.	Home 2 Suites	ND	23061 Ave. de la Carlota	Issued	9/14/17
11/14/17	Laguna Hills Investment Company	Oakbrook Village Bldg. D	ND	24231 Ave. de la Carlota	Issued	12/19/17
1/3/18	PS Business Parks, L.P.	GameCraft Brewing	TI	23301 Ave. de la Carlota	Issued	3/6/18
7/17/18	City of Laguna Woods	A Place for Paws Dog Park	ND	23301 Ridge Route Dr.	Issued	7/25/18

ND = New Development TI = Tenant Improvement

EL TORO WATER DISTRICT
UNAUTHORIZED DISCHARGE SUMMARY
YEAR OF 2018

DATE	PUBLIC /	SPILL	LOCATION	REASON	IMMEDIATE CORRECTIVE	PREVIOUS MAINTENANCE		POST-INCIDENT PREVENTIVE	RWQCB	DISCHARGED	SPILL VOLUME (PUBLIC) Gallons		SPILL VOLUME (PRIVATE) Gallons		REGULATORY NOTIFICATION
	PRIVATE	TYPE			MEASURES	CLEANING	TV	MEASURES		TO	CONTAINED	SPILLED	CONTAINED	SPILLED	AND RESPONSE
January 29, 2018	Private	Sewer	23875 Syacmore Mission Viejo	Lateral Blockage	Ran Clean out in front yard, broke stoppage	N/A	N/A	Collections returned 1/30/18 to TV line	9	Yard			**18**		Notified OCEH, RWQCB-9, City of Mission Viejo
February	**No**		**Spill**		**to**			**Report**							
March 24, 2018	Private	Sewer	23632 El Toro Rd Lake Forest	Lateral Blockage	Vactored spill, cleaned up parking lot, turned AMS off to two restaurants to help stop spill.	N/A	N/A	Plumbers broke stoppage the next morning. Turned water on to two business's	9	Parking lot Storm Drain			**15**	**55**	Notified OCEH, RWQCB-9, City of Lake Forest
April 5, 2018	Private	Sewer	24400 Muirlands Blvd. Lake Forest	Grease Blockage	Vactored spill, ran the line and broke up stoppage Notified Agencies	N/A	N/A	Crew used 100 gallons of potable water to clean up area	8	Private Parking lot, storm drain			**20**	**80**	Notified OCEH, RWQCB-8, City of Lake Forest
April 28, 2018	Private	Sewer	84 Calle Argon Laguna Woods	Lateral Blockage / Roots	Put out sand bags to contain spilll. Vactor was brought in to jet the line and break up blockage	N/A	N/A	Used about 200 gallons of potable water to wash down spill and vactored it up Informed cust. to TV the line	9	Private Parking lot			**60**	**60**	Notified OCEH, RWQCB-9, City of Laguna Woods
May	**No**		**Spill**		**to**			**Report**							
June 28, 2018	Private	Sewer	23645 El Toro Rd. Lake Forest	Clean out broken	Collections Crew Vacummed up standing water	N/A	NA	Collections Crew Vacummed up standing water	9	Private Parking Lot			2	2	None
July	**No**		**Spill**		**to**			**Report**							
LEGEND											**0**	**0**	**115**	**197**	

S.DC = San Diego Creek	RES. = Residential	R.S. = Rocks
S.D. = Storm Drain	C. = Commercial	C.W.D. = Calcium Water Deposits
A.C. = Aliso Creek	S.B. = Siphon	B.P, = Broken Pipe
G.B. = Grease Blockage	P.F. = Power Failure	U.W. = Untreated Water

El Toro Water District
SWRCB Emergency Drought Regulations
Monthly Urban Water Supplier Reporting/ Tracking

Month	Total Purchases 2013 (AF)	ET 2013	Total Purchases 2015-2018 (AF)	ET 2015-2018	Delta (AF)	Delta %	Residential % of Total 2015-2018	Residential Usage 2015-2018 (AF)	GPCD 2015-2018	RW 2013 (AF)	RW 2015-2018 (AF)
Jun-15	996.66	6.00	773.57	5.73	-223.09	-22%	61.75%	477.68	107	62.62	55.65
Jul-15	1,016.80	5.80	723.00	5.95	-293.8	-29%	60.26%	435.68	94	56.51	87.87
Aug-15	1,042.70	6.55	790.17	6.24	-252.53	-24%	61.06%	482.48	104	49.34	124.29
Sep-15	963.00	5.26	663.40	4.96	-299.6	-31%	63.32%	420.06	94	46.06	101.44
Oct-15	811.60	3.92	613.70	3.86	-197.9	-24%	61.46%	377.18	82	25.45	90.39
Nov-15	684.20	2.51	528.90	3.26	-155.3	-23%	64.97%	343.63	77	16.87	58.30
Dec-15	593.20	2.49	430.70	2.36	-162.5	-27%	67.92%	292.53	63	15.55	32.44
Jan-16	543.15	2.53	417.00	1.89	-126.15	-23%	75.41%	314.46	68	13.00	23.43
Feb-16	502.41	2.89	455.20	3.83	-47.21	-9%	74.80%	340.50	79	18.35	55.08
Mar-16	736.34	4.06	474.45	3.99	-261.89	-36%	70.86%	336.20	73	35.55	52.33
Apr-16	825.00	4.82	526.00	5.15	-299	-36%	71.43%	375.72	84	53.97	105.24
May-16	874.56	5.97	621.70	4.65	-252.86	-29%	67.21%	417.84	90	62.80	133.64
Jun-16	996.66	6.00	731.50	5.81	-265.16	-27%	66.57%	486.96	109	62.62	172.45
Jul-16	1,016.80	5.80	770.10	6.78	-246.7	-24%	67.21%	517.56	112	56.51	195.68
Aug-16	1,042.70	6.55	753.50	5.96	-289.2	-28%	64.76%	488.00	105	49.34	198.34
Sep-16	963.00	5.26	672.80	4.50	-290.2	-30%	65.56%	441.09	99	46.06	160.69
Oct-16	811.60	3.92	600.30	3.23	-211.3	-26%	65.59%	393.77	85	25.45	110.38
Nov-16	684.20	2.51	524.60	2.76	-159.6	-23%	69.16%	362.81	81	16.87	80.81
Dec-16	593.20	2.49	429.60	1.91	-163.6	-28%	71.19%	305.82	66	15.55	49.90
Jan-17	543.15	2.53	357.22	1.99	-185.93	-34%	78.25%	279.51	60	13.00	27.75
Feb-17	502.41	2.89	341.84	1.77	-160.57	-32%	79.10%	270.39	65	18.35	21.00
Mar-17	736.34	4.06	544.19	4.27	-192.15	-26%	77.34%	420.88	91	35.55	88.91
Apr-17	825.00	4.82	634.95	5.17	-190.05	-23%	69.72%	442.66	99	53.97	146.88
May-17	874.56	5.97	669.86	4.70	-204.7	-23%	67.16%	449.91	97	62.80	170.35
Jun-17	996.66	6.00	734.87	5.25	-261.79	-26%	67.01%	492.44	110	62.62	168.67
Jul-17	1,016.80	5.80	849.65	6.34	-167.15	-16%	65.31%	554.91	120	56.51	206.55
Aug-17	1,042.70	6.55	829.15	6.13	-213.55	-20%	64.21%	532.43	115	49.34	201.74
Sep-17	963.00	5.26	684.25	4.80	-278.75	-29%	64.06%	438.35	98	46.06	157.58
Oct-17	811.60	3.92	731.30	3.57	(80.30)	-10%	66.20%	484.11	105	25.45	144.70
Nov-17	684.20	2.51	548.66	2.36	-135.54	-20%	66.12%	362.75	81	16.87	79.64
Dec-17	593.20	2.49	646.24	3.26	53.04	9%	69.45%	448.82	97	15.55	105.69
Jan-18	543.15	2.53	481.56	2.38	-61.59	-11%	71.74%	345.48	75	13.00	59.07
Feb-18	502.41	2.89	529.34	3.12	26.93	5%	71.59%	378.95	91	18.35	92.01
Mar-18	736.34	4.06	526.15	3.72	(210.19)	-29%	71.90%	378.33	82	35.55	43.98
Apr-18	825.00	4.82	638.39	4.82	(186.61)	-23%	72.66%	463.88	104	53.97	140.30
May-18	874.56	5.97	630.76	3.80	(243.80)	-28%	66.48%	419.30	91	62.80	129.23
Jun-18	996.66	6.00	778.62	6.29	(218.04)	-22%	66.04%	514.17	115	62.62	180.46
Jul-18	1,016.80	5.80	847.99	7.42	(168.81)	-17%	66.13%	560.76	121	56.51	215.87
Total	30,782.32	170.20	23,505.18	163.98	-7277.14	-24%	68.18%	15,848.02	92	1,487.34	4,268.72

Bob Hill

From: SWRCB Office Research, Planning & Performance <drinc@waterboards.ca.gov>
Sent: Monday, August 13, 2018 12:45 PM
To: Bob Hill
Subject: Monitoring Report Acknowledgement for July 2018

Hello Robert Hill

Thank you for your Monitoring Report. Below is the information you have submitted for the month of July 2018. If this information is incorrect, you can edit the report or re-submit your report for the month with the corrected information. We use your most recently submitted monthly report in our calculations.

Reporter	Robert Hill
Urban Water Supplier(Number)	El Toro Water District (562)
Reporting Month	0718
Stage/Mandatory	None No
Days Outside Irrigation	
Total Potable Water Production	847.99 AF
2013 Same Month Production	1016.80 AF
CII Water	89.41 AF
Commercial Agricultural Water	0 AF
Commercial Agricultural Water 2013	AF
Recycled Water	215.87 AF
Non-revenue Water	AF
Residential Use Percentage	66.13 %
Population	48628
Estimated R-GPCD	121
Number Complaints	4
Number Follow-ups	4

Number Warnings	2
Rate Penalties	0
Other Penalties	0
Enforcement Actions	
Actions Taken	
Implementation Comments	
Qualification	

To edit your report click HERE (After logging in, select the report to edit, click on "Edit", make your corrections, and click on "Update" when finished)

State Water Resources Control Board Office of Research, Planning & Performance

(WRP) Tertiary Treatment Plant

Jul-18

Total Recycled Water Production

Flow, Units	G.C. Irrigation	Main Distribution	WRP Irrigation/Utility	Total, Production
Avg. Daily Q MGD	0.627	1.555	0.087	2.269
Total Q MG	19.424	48.210	2.706	70.340
Total Acre Feet	59.610	147.951	8.304	215.865

2,092,240 Gallons of Potable Water Was Used to Supplement the Recycled Water Total Production

ETWD WATER SAVINGS COMPARED TO 2013

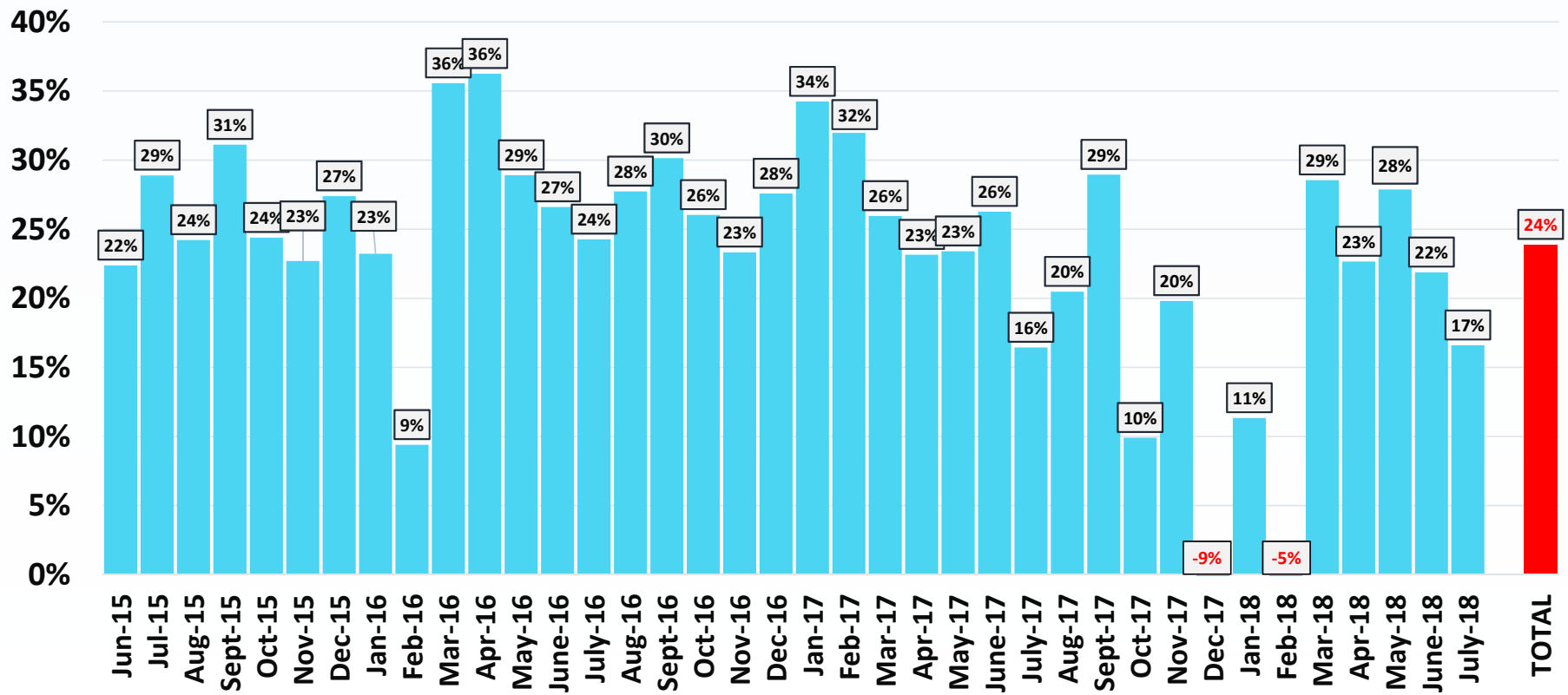

ETWD WATER SAVINGS COMPARED TO 2013

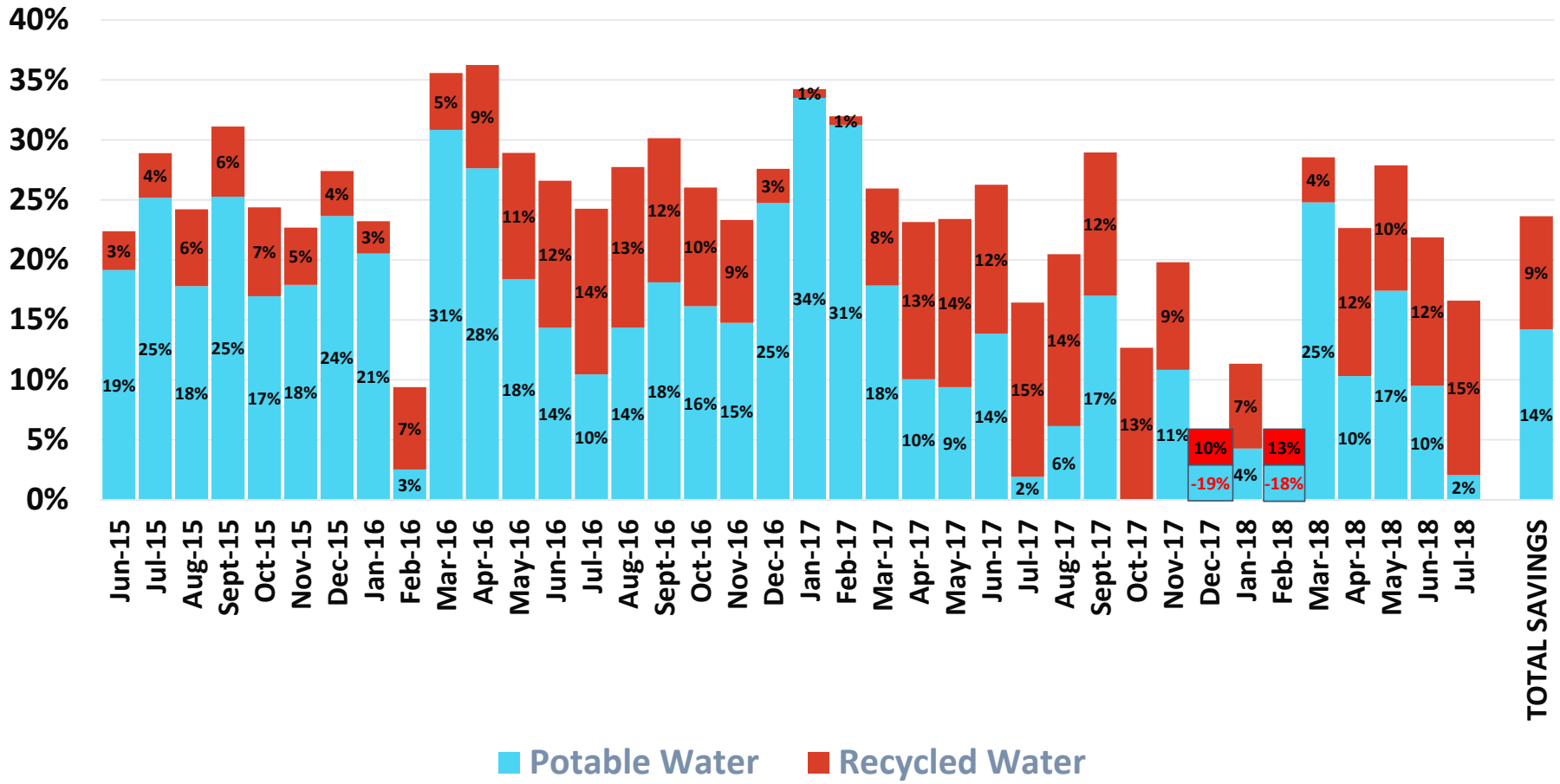

Customer Service Drought Log
August 2018

Complaint Date	Source	General Comments	Location Details	Office Comments	Office Actions	Field Comments	Field Actions	Violation Types	DRI Type
7/10/2018	In person		23885 Sycamore Dr. Mission Viejo, CA 92691	Passerbyer walked in the office to notify us there has been water run off for days across the street from 23885 Sycamore Drive, next to fire hydrant. MM.	Assigned Service Order	Verbally notified Timberline HOA, Riana Mckinnon. She said her landscape company will investigate. Complete 07/10/18/18 RH.	Talked to Timberline employee.	Excessive runoff.	Water Waste Complaint.
7/13/2018	Phone call		24621 Julie Av Laguna Hills, CA 92653	A neighbor called to notify of irrigation that has been running for 24 hours. MS.	Assigned Service Order	Shut off CSSOV in meter box and notified customer verbally. Complete 07/13/18 SW/NR.	Verbally notified customer.	Excessive runoff.	Water Waste Complaint.
7/23/2018	ETWD Customer Service Field employee		23511 P De Valencia Laguna Hills, CA 92653	While driving by ETWD Customer Service Field employee found the sprinklers on and a large amount of water was flowing all the way down to La Plata.	Assigned Service Order	Closed backflow device number two. Shut off valve to stop leak. Customer was notified by hanger and the manager was notified verbally. Took pictures. Complete 07/23/18. RH.	Customer was notified by hanger and the manager was notified verbally.	Excessive runoff.	Water Waste Complaint.
7/31/2018	ETWD Customer Service Field employee		25301 Elm Crt Mission Viejo, CA 92691	While checking on a leak next door ETWD Customer Service Field employee found water coming from the backyard of house.	Assigned Service Order	Turned off water at front of house. Customer was notified by hanger to turn water on at front of house due to water flowing to street.	Customer was notified by hanger.	Excessive runoff.	Water Waste Complaint.

4 Water Waste Complaints
2 Educational Door Hangers

JAMES C. BARKER, PC
ATTORNEY AND COUNSELOR AT LAW
FIFTH FLOOR
1050 THOMAS JEFFERSON STREET, NW
WASHINGTON, DC 20007
(202) 293-4064
jimbarker@jcbdc.com

Nicholas Crockett
Alia Cardwell

Municipal Water District of Orange County, California
Washington Update
August 7, 2018

The House of Representatives is in a prolonged August Recess period until after Labor Day, while the US Senate returns to work next week on August 15th.

Before adjourning for the August break, the Senate passed their version of the Interior Appropriation Bill which will now be conferenced with the House Bill. Of significance, as previously discussed the House Bill contains the "Calvert" language which will prevent federal and state Courts from reviewing agency decisions relating to the Waterfix project. The Senate version is silent on this provision.

The House Bill also contains the "Valadao" language which will prevent state or federal courts from reviewing state or federal agency decisions on the following projects:

The Shasta Dam Enlargement,

The North of Delta Off stream Storage Investigation (or Sites Reservoir),

The Upper San Joaquin River Basin Storage (or Temperance Flat), and

The San Luis Reservoir Low Point Improvement Project (or San Luis Reservoir Expansion, or Sisk Dam raise)

The Senate version is also silent on the Valadao provision.

Appropriations staffers advise me that Congressman Kevin McCarthy will play a major role in how these provisions are treated in the ultimate bill that passes the Congress. Congressman McCarthy, the current Majority Leader in the House is also actively running for Speaker. He also understands how important the Calvert language is to California interests. He is also aware of the fact that the House may "flip" in November—and the prospects of passing a

Calvert like provision in the next Congress could be extremely difficult if not impossible. It is well known here that Congressman McCarthy enjoys a good relationship with President Trump.

In terms of a timeline for the consideration of this legislation, Appropriations Staff are indicating to me there will be a major effort to pass the "minibus" package that contains the Interior Appropriations Bill, along with Financial Services, Agriculture, Transportation and HUD Bills in September prior to the end of the fiscal year (September 30).

Appropriations--The Interior Appropriations Bill:

Selected Provisions for the Department of the Interior:

	FY18	***FY19 Budget***	***FY19 House***	***FY19 Senate***
Wildland Fire Management	$948.087 M	$870.384 M	$939.660 M	$1.116 B
Wildland Fire Preparedness	$322.784 M	$322.2 M	$322.8 M	$322 M
Wildland Fire Suppression	$389.406 M	$388.135 M	$389.406 M	$388 M
Clean Water SRF	$1.693 B	$1.393 B	$1.543 B	$1.694 B
Drinking Water SRF	$1.163 B	$863.233 B	$1.013 B	$1.164 B
WIFIA	$63 M	$20 M	$75 M	$63 M

In other developments in Washington, the EPA Administrator Scott Pruitt resigned in July. The Deputy Administrator, a former Senate Committee Staffer from the Environment and Public Works Committee, Andrew Wheeler, has become the Acting Administrator. Senate Environment and Public Works Chairman, John Barrasso (R-Wyo), has stated he would like to have President Donald Trump nominate acting EPA Administrator Andrew Wheeler for the post permanently.

It's unclear at this point when the White House may name a permanent replacement for former Administrator Scott Pruitt. Confirming that person is expected to be very difficult given the effective 50-49 Republican majority in the Senate with Senator John McCain (R-Ariz) at home battling brain cancer.

The Water Resources Development Act of 2018 (the WRDA Bill) has yet to clear the Senate Floor. Previously, the Senate Majority Leader indicated that it was his intent to bring that bill to the Floor for consideration in August. We are monitoring the consideration of this legislation.

Federal Funding Opportunities for MWDOC Agencies:

All talk of a major Infrastructure package is dead as previously discussed in previous Reports. Several Congressional offices now indicate that the House may agree to new rules on Congressionally Directed Spending procedures in January. A Congressman that sits on the House Appropriations Committee advised me this past month that the House Republicans had the "votes" in their Conference to pass new rules regarding Congressionally Directed Spending 18 months ago, but Speaker Ryan argued that the timing wasn't good for passing such rules and the Conference agreed not to push the matter to a vote. And the talk of passing a major Infrastructure bill was very much on the minds of everyone as the new congressional session started.

At the time, many of the GOP Congressmen were also hoping that they would see more favorable spending decisions—given a Republican President and a Republican Administration—but now after 18 months, there is frustration that that hasn't happened. If Republicans hold the House, this topic will gain new interest as many Members of Congress are very frustrated over various spending decisions made by executive branch agencies. Should the Democrats gain control over the majority of the House, it is worth noting that they supported Congressional Directed Spending in the past and many have indicated support for a new Congressional Directed Spending process.

Wildfire Management Practices:

There are fire experts who indicate that in order to control our California Wildfires, and other western states fires, forest thinning and prescribed burning activities need to be happening at a much more aggressive rate than what is currently happening in California.

There are federal funds budgeted for such forest thinning and prescribed burning, but many believe more federal funds (and state funds) are needed for such activities. This issue promises to receive additional attention in Congress in September and October as the House and the Senate work on their spending bills—and as the Trump Administration prepares their budgets for the next fiscal year. Every day here for the past week, the national newscasts have had lead

stories dealing with the California Wildfires and it has become a national news story. Congressional Staff indicate to me that there may a special legislative hearing held on this topic this fall.

I have included an article below from the Sacramento Bee, dated August 7, 2018, which provides an overview on many of the wildfire related issues.

Trump wants to clear more trees to halt fires. The feds need to spend more, experts say.

BY EMILY CADEI AND KATE IRBY SAC BEE 8/7/18, WASHINGTON BUREAU

When it comes to wildfires, California is "not on the side of nature," Gov. Jerry Brown acknowledged in an Aug. 1 press conference. "We're fighting nature."

There are, however, things people can do to mitigate the risk of forest fires, which are growing ever longer and more destructive in the West thanks to high temperatures, drought and invasive species. After years of neglect, California's government is now stepping up efforts to do just that.

The federal government, however, is not moving with the same sense of urgency.

Over the weekend, President Trump tweeted that California's multiplying wildfires are "being magnified & made so much worse by the bad environmental laws..."Must also tree clear to stop fire spreading!"

There's just one problem. The Trump administration's own budget request for the current fiscal year and the coming one proposed slashing tens of millions of dollars from the Department of Interior and U.S. Forest Service budgets dedicated to the kind of tree clearing and other forest management work experts say is needed. And it's just one example of how the federal government is still not prioritizing fire mitigation to the scale that is needed, according to forestry experts.

"I think for a number of years the feds were more ahead of this dilemma, at least in discussions," said Scott Stephens, a professor of fire science at the University of California, Berkeley. But "I have to say right now, I think the state is moving ahead. It's certainly being more innovative, it's doing more policy work."

It will be hard to dramatically alter the status quo, however, without more help from the federal government. Through the national forests, national parks, Bureau of Land Management, and others, the federal government manages more than 40 percent of California's total acreage, as of 2015. The California Department of Forestry and Fire Protection, by comparison, manages a little more than 30 percent.

Neither federal nor state authorities have been doing enough to respond to the historic 100 million-plus dead trees littering the state's forests, experts say. "California's forests suffer from neglect and mismanagement, resulting in overcrowding that leaves them susceptible to disease, insects and wildfire," the independent Little Hoover Commission wrote in a February report. And a 2017 report by two U.S. Forest Service officials found that "the current scale and pace of treatment implementation is not keeping up with the current needs or addressing the backlog" of overgrown forests.

California policymakers are now trying to address these problems through a spate of new laws and increased funds. In May, Gov. Jerry Brown released an executive order and Forest Carbon Plan to improve forest management. And he requested $96 million to help fund the effort. The Legislature passed a series of laws in June to help contain the wildfire threat.

Congress did take an important step forward when it struck a bipartisan deal earlier this year to fix the way the U.S. Forest Service budgets for firefighting. The upshot is the agency will not have to borrow funds from its fire prevention activities to combat the increasingly intense fires burning through the West each summer, allowing it to "focus its resources on maintenance and prevention work," said Republican Rep. Ken Calvert of Riverside County. Calvert was among those who helped orchestrate the spending fix.

The new budget structure doesn't go into effect until fiscal year 2020, however. And Stephens said that while the move "enables for more work to happen on the front end," it's not yet clear that's happening. "I see good intentions, I see good ideas, but I don't see work on the ground," he said.

Lawmakers in Washington, moreover, are not seeking major increases in forest management funding the way the state has. Although Congress has rejected the Trump administration's proposals for deep cuts to the fire mitigation budgets, the Senate included just a $5 million increase to the Forest Service budget to remove "fuels" like dead trees, low-hanging branches, brush and and flammable materials like pine needles and leaves on the forest floor. The House proposed a more sizable $20 million bump. Even that is unlikely to be enough to catch up forest projects to where they need to be.

The 2017 U.S. Forest Service Report, for example, noted that the federal government had "treated" only about a quarter of federal land that ought to be managed through forest thinning or controlled burns.

In California, the Forest Service performs some sort of fire risk reduction on between 200,000 and 300,000 acres of federal land each year. That amounts to between 1 and 1.5 percent of the 20 million acres of national forest in the state.

For example, they have been hand-cutting overgrown and dead trees, performing prescribed burns, thinning the canopy and applying flame retardant all along the border between the national forest and small town of Idyllwild, not far from Palm Springs. They were three-quarters done with the 66-acre area when the Cranston Fire hit in late July. That allowed firefighters to more aggressively contain the fire from the ground, coupled with help from the air.

As of Tuesday, the fire was 96 percent contained, with only four structures destroyed, three minor injuries to firefighters and no deaths. That's "extremely low" compared to most wildfires, according to Matt Ahearn, the battalion chief on prevention for the district.

Rob Griffith, assistant director of Fire and Aviation Management for the Pacific Southwest Region of the Forest Service, says the goal is to increase the number of acres covered to 500,000 per year in the state — which would push the ratio to 2.5 percent.

Stephens, however, told The Sacramento Bee that forest thinning and the prescribed burning needs to be happening at five or ten times the rate that it's currently happening in California."Currently we don't do (forest management work) sufficiently enough to see a major, broad scale impact on reducing wildfires," agreed Jeffrey Kane, a professor of fire ecology and fuels management at Humboldt State University.

But that requires more skilled personnel, more equipment and generally more resources on the front end.

Griffith would not explicitly say that the Forest Services needs more money. Instead, he pointed to partnerships with non-governmental organizations as a way the agency is maximizing its impact. One of those is The Nature Conservancy, which is teaming with the Forest Service on a project to restore and manage 30,000 acres in Placer County, not far from where the King Fire ravaged the landscape in 2014.

According to Ed Smith, a forest ecologist with The Nature Conservancy, the Forest Service told the group, "We don't have enough money in the treasury to treat this much area." So the Nature Conservancy sought out private donations as well as state funds to pair with the federal money.

> California wildfires are being magnified & made so much worse by the bad environmental laws which aren't allowing massive amount of readily available water to be properly utilized. It is being diverted into the Pacific Ocean. Must also tree clear to stop fire spreading!
>
> — Donald J. Trump (@realDonaldTrump) 8/5/18

Republican Rep. Tom McClintock of Elk Grove represents a sprawling swath of the Sierra Nevada mountains that includes most of Placer County. He supports active forest management, but argues that rather than spending more federal money, the government can actually make money by allowing timber companies to thin the forest. "Forest management ... used to make the federal government money," he noted. What's changed? "Environmental laws and litigation," he said. That's "added years of process to simple forest thinning processes, to the point they've become cost prohibitive."

McClintock and other House Republicans are pushing legislation that would allow forest management projects to bypass many of those environmental review steps. But many Democrats and environmental groups are opposed to that approach.

Smith, with The Nature Conservancy, acknowledged that the environmental review process has slowed down forest management projects the group works on, and says there are ways to streamline the assessments. "But when you're talking about complex systems and large scale projects, we still need to do environmental review," he said. "Those laws were developed to protect natural resources and ourselves."

And Stephens pointed out that from a fire safety perspective, the first priority needs to be removing dead trees and brush from the forests, rather than the live trees that a timber company would be interested in.

Smith said enlisting the private sector in the process could certainly help tackle some of the challenges, particularly in developing the infrastructure needed to clear trees. But there, too, the federal government will need to act. "It takes an up front agreement by the government to allow longer term investment,' he explained.

JCB 8-7-18

BEST BEST & KRIEGER LLP
ATTORNEYS AT LAW

Memorandum

To: Municipal Water District of Orange County
From: Syrus Devers, Best Best & Krieger
Date: August 13, 2018
Re: Monthly State Political Report

Legislative Report

In General: The Legislature returned from recess on August 6th and went right into marathon hearings in the Appropriations Committees. One of the top three most important deadlines of the year is the final date to pass a bill out of a fiscal committee. That falls on Friday, August 17th this year and that will likely be the day the final suspense files are heard. This is the final year of the two-year legislative session so any bill that dies now is gone for good unless reintroduced as a new bill in a future session. The end of session is Friday, August 31st.

The final month of session is expected to be dominated by policy debates over liability for damage caused by wildfires. There appears to be a significant difference of opinion between the Assembly and the Senate with the Assembly willing to grant more protection to the public utilities. Separate from the question of liability is the cost of fighting the fires, which has tripled since 2013.

SB 2050 (Caballero-Small district consolidation): The water industry's answer to the water tax and the problems of disadvantaged water districts. SB 2050 looks like it's on the homestretch. Only one minor amendment was taken over the summer to keep the Consumer Attorneys away, but that amendment did put the bill over to the following hearing, which is will be the same day as this PAL Committee hearing. (August 13th)

SB 998 (Dodd-Water shut off prohibitions): This bill requires water service providers to offer reduced reconnection fees to customers under 200% of the federal poverty line, among other requirements. As of the date this report was prepared, no significant amendments have been made public. The major issues are violations of Prop. 218 due to restrictions on reconnection fees and interest charges for overdue bills, and the burden placed on water districts to determine if a customer is below the income levels specified in the bill. As previously reported, this bill has been treated to very little scrutiny by legislators. This is in contrast to Senate committee staff who excoriated the bill, but the bill kept moving as a "work in progress." It is possible, however, for a bill to be too lucky. If the problems with the bill are not addressed, Governor Brown has a demonstrated history of vetoing bills just because they are poorly drafted. BB&K staff has already

requested an appointment with the legislative deputy who will be reviewing the bill, and will make sure the Prop 218 issues are explained in detail. The bill will be in Assembly Appropriations the same day as this PAL Committee hearing.

The County of Orange Report

August 7, 2018
by Lewis Consulting Group

Judge Carter Lays Down the Law

Additional motivation might not have been needed by Judge David Carter, but he cited the closure of two National Guard Armories displacing 400 homeless as a reason for his sense of urgency.

At his August 3, 2018 courtroom meeting, Judge Carter called for a minimum of 1,550 new beds; with a minimum of 450 beds from North Orange County, 300 beds from Central Orange County and 300 beds from South Orange County. These are in *addition* to a new Santa Ana shelter with 700 beds.

The judge wields a big hammer and it was on full display. Judge Carter warned the assembled city and county representatives that without progress in the near-term, he would entertain the granting of an injunction against anti-camping ordinances. In doing so, homeless could once again camp in city parks free from fear of removal.

Don't ever question the power of a federal judge.

Orange County LAFCO EST. 1963 Update

The August 8, 2018 LAFCO meeting was held one day after our print deadline, so matters of interest will be discussed in the verbal portion of our report on August 13th.

Agenda Items of Note. . .

4A Tribute to outgoing LAFCO member John Withers

8A 2018 CAL-LAFCO Board of Directors Nominations & Election Process. The LAFCO Board will consider the nominations of Board Members Brothers and McGregor

10A Vote on the Proposed 2018-2019 LAFCO Work Plan
10B Vote on Proposed Revisions to OC-LAFCO Policies and Procedures
Both of these two items are continued from the June 13th meeting and were discussed in previous PAL Reports. In recent days, the City Managers Association negotiated some changes with LAFCO staff and withdraw their opposition. A number of Special Districts still oppose parts of each proposal.

3 Key Orange County November Races

JRL PREDICTIONS RANKED BY COMPETITIVENESS

4th Supervisorial	--	Shaw vs. Chaffee	photo finish	
District Attorney	▼	Rackauckas vs. Spitzer	Spitzer by a head	huge financial disparity
48th C.D.	▼	Rohrabacher vs. Rouda	Rouda by a head	recent polling
45th C.D.	--	Walters vs. Porter	Walters by a head	
74th A.D.	--	Harper vs. Petrie-Norris	Harper by a length	
39th C.D.	--	Kim vs. Cisneros	Kim by 2 lengths	
49th C.D.	▲	Harkey vs. Levin	Levin by 2 lengths	recent polling
65th A.D.	--	Quirk-Silva vs. Coronado	Quirk-Silva by 3 lengths	
Sheriff	--	Barnes vs. Nguyen	Barnes - cruising	

Polls, Polls, Everywhere is Polls! [apologies to the 5 man Electrical Band]

48th C.D. conducted by Monmouth University Policy Institute from July 11-15, 2018 of 402 likely voters with a +/- of 4.9%

Harley Rouda 46%
Dana Rohrabacher 43%

Public Policy Institute of California Voters
July 8-17, 2018 1,020 likely voters +/- of 4.3%

PPIC Statewide Survey
Californians and the Environment - July 2018 - All Adults

		Likely voters	Party			Ideology			Region				
			Dem	Rep	Ind	Lib	Mod	Con	Central Valley	SF Bay Area	Los Angeles	Orange/San Diego	Inland Empire
Q5. Next, what do you think is the MOST important ENVIRONMENTAL issue facing California today? [DON'T READ, SINGLE RECORD]	water supply, drought, reservoirs	24%	21%	30%	23%	23%	27%	25%	24%	27%	18%	24%	28%
	air pollution, vehicle emissions, smog	15%	19%	12%	13%	14%	15%	17%	15%	11%	25%	9%	11%
	global warming, climate change, greenhouse gases	12%	18%	5%	10%	21%	7%	5%	9%	15%	11%	9%	18%
	water pollution of ocean, rivers, lakes, streams, beach pollution	8%	8%	8%	8%	6%	9%	9%	12%	7%	5%	11%	12%
	loss of forests, forest fires, wildfires	3%	2%	3%	7%	4%	2%	4%	4%	5%	1%	3%	3%
	landfills, garbage, sewage, waste, recycling	1%	2%	0%	0%	1%	1%	0%	0%	0%	1%	0%	3%
	energy, fossil fuels, solar, nuclear, wind, alternative	2%	4%	1%	2%	2%	3%	2%	1%	1%	2%	5%	1%
	pollution in general	3%	1%	1%	7%	4%	2%	1%	0%	2%	3%	8%	0%
	government regulation - too much, overregulation, politicians, environmentalists	3%	2%	5%	3%	2%	3%	4%	5%	2%	2%	4%	5%
	oil drilling, offshore oil drilling, oil production	3%	3%	2%	4%	3%	4%	2%	2%	4%	3%	6%	1%
	population growth, overpopulation	2%	1%	4%	1%	0%	4%	3%	4%	0%	2%	2%	0%
	traffic congestion, transportation, transit	2%	2%	4%	0%	1%	5%	2%	0%	4%	3%	3%	1%
	Other (specify)	15%	12%	17%	17%	15%	12%	15%	15%	16%	17%	13%	12%
	[VOL] don't know	5%	5%	7%	5%	2%	6%	9%	9%	5%	7%	2%	5%
	Unweighted n	1015	441	288	246	386	259	352	163	215	272	168	99

PPIC Statewide Survey
Californians and the Environment - Likely Voters - July 2018

		Likely voters	Party			Ideology			Region				
			Dem	Rep	Ind	Lib	Mod	Con	Central Valley	Inland Empire	Los Angeles	Orange/San Diego	SF Bay Area
Q14. The November 6th ballot has a state bond measure of approximately $8.9 billion dollars to pay for various water infrastructure projects. If the election were being held today, would you vote yes or no?	yes	58%	72%	43%	48%	68%	55%	46%	52%	60%	61%	65%	54%
	no	25%	16%	38%	25%	15%	31%	36%	30%	22%	22%	23%	28%
	[VOL] don't know	17%	12%	19%	26%	16%	14%	19%	18%	17%	16%	12%	18%
	Unweighted n	1015	441	286	248	386	261	350	162	100	272	170	215

PPIC Statewide Survey
Californians and the Environment - Likely Voters - July 2018

		Likely voters	Party			Ideology			Region				
			Dem	Rep	Ind	Lib	Mod	Con	Central Valley	Inland Empire	Los Angeles	Orange/San Diego	SF Bay Area
Q13. Next, would you say that the supply of water is a big problem, somewhat of a problem, or not much of a problem in your part of California?	big problem	60%	56%	63%	64%	60%	61%	56%	61%	78%	58%	63%	52%
	somewhat of a problem	25%	29%	20%	20%	28%	21%	25%	16%	10%	21%	28%	38%
	not much of a problem	14%	15%	15%	15%	11%	16%	18%	21%	12%	19%	9%	10%
	[VOL] don't know	1%	0%	2%	1%	0%	2%	1%	1%	0%	2%	0%	0%
	Unweighted n	1017	439	290	248	385	260	354	162	100	273	170	214

Drought Update

California

Map released: Thurs. August 2, 2018

Data valid: July 31, 2018 at 8 a.m. EDT

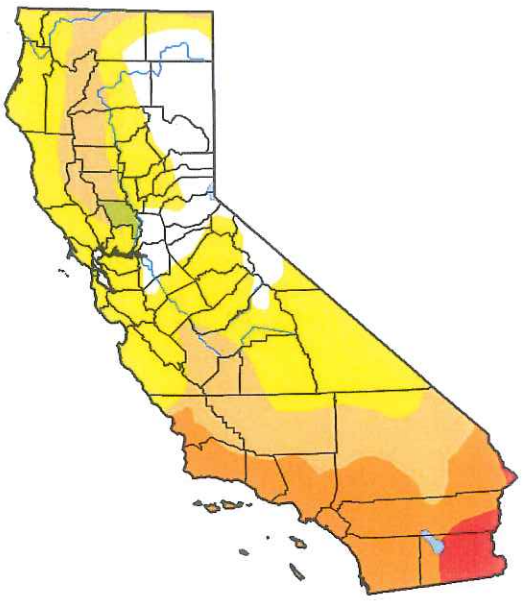

Intensity:

- None
- D0 (Abnormally Dry)
- D1 (Moderate Drought)
- D2 (Severe Drought)
- D3 (Extreme Drought)
- D4 (Exceptional Drought)

Author(s):

Chris Fenimore, NOAA/NESDIS/NCEI

The Drought Monitor focuses on broad-scale conditions. Local conditions may vary. See accompanying text summary for forecast statements.

Week	Date	None	D0-D4	D1-D4	D2-D4	D3-D4	D4	DSCI
Current	2018-07-31	13.84	86.16	44.80	20.75	2.77	0.00	155
Last Week	2018-07-24	13.82	86.18	44.73	20.75	2.77	0.00	154
3 Months Ago	2018-05-01	34.10	65.90	37.10	13.99	2.80	0.00	120
Start of Calendar Year	2017-12-26	55.70	44.30	12.69	0.00	0.00	0.00	57
Start of Water Year	2017-09-26	77.88	22.12	8.24	0.00	0.00	0.00	30
One Year Ago	2017-08-01	77.86	22.14	8.24	1.06	0.00	0.00	31

In the course of one year, California went from a healthy 78% of the state experiencing no drought to our current 14%. Severe drought is now recorded in 21% of the state vs. 1% of the state a year ago. Will our moderate El Niño influence our rainy season?

Map for August 2, 2018

Data valid: July 31, 2018 | Author: Chris Fenimore, NOAA/NESDIS/NCEI

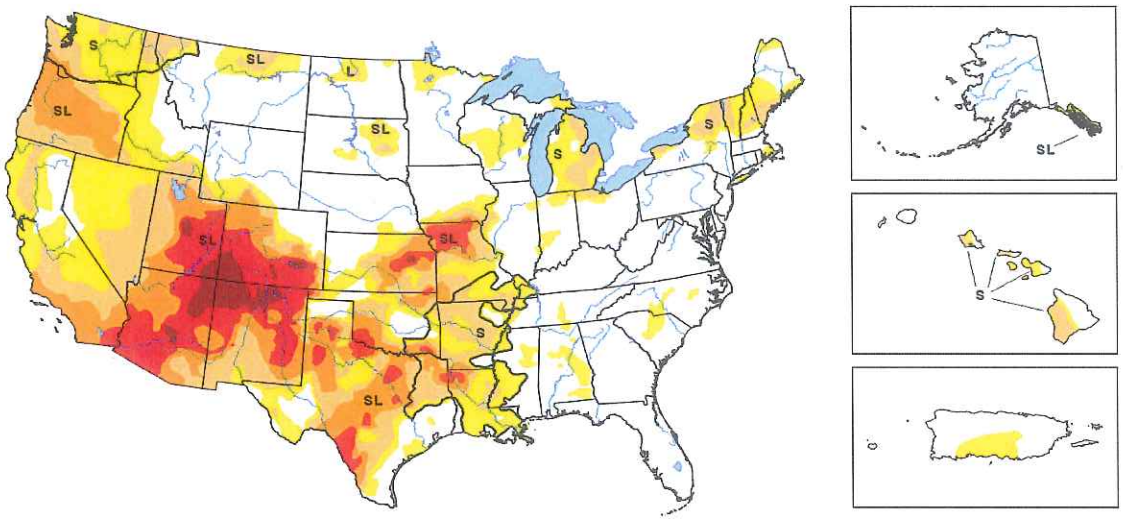

The data cutoff for Drought Monitor maps is each Tuesday at 8 a.m. EDT. The maps, which are based on analysis of the data, are released each Thursday at 8:30 a.m. Eastern Time.

Intensity and Impacts

- None
- D0 (Abnormally Dry)
- D1 (Moderate Drought)
- D2 (Severe Drought)
- D3 (Extreme Drought)
- D4 (Exceptional Drought)

~ - Delineates dominant impacts

S - Short-Term impacts, typically less than 6 months (e.g. agriculture, grasslands)

L - Long-Term impacts, typically greater than 6 months (e.g. hydrology, ecology)

Despite ample East Coast rain, U.S. Drought continues in the wrong direction. Once again, the U.S. Four Corners area is the most heavily impacted.

MWDOC Item 1 e

PAL Committee

Prepared by Best Best & Krieger
August 13, 2018

A. Priority Support/Oppose

Measure	Author	Topic	Status	Brief Summary	Position	Priority	Notes 1
AB 2050	Caballero D	Small System Water Authority Act of 2018.	6/28/2018-From committee: Do pass and re-refer to Com. on APPR. (Ayes 7. Noes 0.) (June 27). Re-referred to Com. on APPR. Hearing set for 8/13.	This bill would create the Small System Water Authority Act of 2018 and state legislative findings and declarations relating to authorizing the creation of small system water authorities that will have powers to absorb, improve, and competently operate noncompliant public water systems. The bill, no later than March 1, 2019, would require the state board to provide written notice to cure to all public agencies, private water companies, or mutual water companies that operate a public water system that has either less than 3,000 service connections or that serves less than 10,000 people, and are not in compliance with one or more state or federal primary drinking water standard maximum contaminant levels as of December 31, 2018, and for 4 consecutive quarters, as specified.	Support	A. Priority Support/ Oppose	
SB 623	Monning D	Water quality: Safe and Affordable Drinking Water Fund.	9/1/2017-From committee: Without recommendation. (Ayes 11. Noes 0.) (September 1) Re-referred to Com. on RLS.	Would establish the Safe and Affordable Drinking Water Fund in the State Treasury and would provide that moneys in the fund are continuously appropriated to the State Water Resources Control Board. The bill would require the board to administer the fund to secure access to safe drinking water for all Californians, while also ensuring the long-term sustainability of drinking water service and infrastructure. The bill would authorize the state board to provide for the deposit into the fund of federal contributions, voluntary contributions, gifts, grants, bequests, and settlements from parties responsible for	Oppositio n	A. Priority Support/ Oppose	The public goods charge bill.

				contamination of drinking water supplies.			
SB 998	*Dodd D*	*Discontinuation of residential water service: urban and community water systems.*	*6/27/2018-From committee: Do pass and re-refer to Com. on APPR. (Ayes 4. Noes 1.) (June 26). Re-referred to Com. on APPR. Hearing set for 8/13.*	*Would require an urban and community water system, defined as a public water system that supplies water to more than 200 service connections, to have a written policy on discontinuation of water service to certain types of residences for nonpayment available in prescribed languages. The bill would require the policy to include certain components, be available on the system's Internet Web site, and be provided to customers in writing, upon request. The bill would provide for enforcement of these provisions, including making a violation of these provisions punishable by a civil penalty issued by the board.*	*Oppose*	*A. Priority Support/ Oppose*	

B. Watch

Measure	*Author*	*Topic*	*Status*	*Brief Summary*	*Position*	*Priority*	*Notes 1*
AB 2060	*Garcia, Eduardo D*	*Water: grants: advanced payments.*	*Appropriations --Placed on the Suspense File.*	*Would require the State Water Resources Control Board, within 60 days of awarding a grant from the grant fund, to provide a project proponent that requests an advanced payment and satisfies certain criteria with advanced payment of $500,000 or 50% of the grant award, whichever is less, for projects in which the project proponent is a nonprofit organization or a disadvantaged community, or the project benefits a disadvantaged community. The bill would require the advanced funds to be handled as prescribed.*	*Watch*	*B. Watch*	
AB 2064	*Gloria D*	*Integrated regional water management plans: grants: advanced payment.*	*Appropriations --Placed on the Suspense File.*	*Current law, until January 1, 2025, requires a regional water management group, within 90 days of notice that a grant has been awarded, to provide the Department of Water Resources with a list of projects to be funded by the grant funds if the project proponent is a nonprofit organization or a disadvantaged community or the project benefits a disadvantaged community. Current law requires the department, within 60 days of receiving this project information, to provide advanced payment of 50% of the grant award for those projects that satisfy specified*	*Watch*	*B. Watch*	

				criteria. The bill, until January 1, 2025, would require the department to provide a project proponent that requests advanced payment and satisfies certain criteria with advanced payment for those projects of $500,000 or 50% of the grant award, whichever is less.			
AB 2258	*Caballero D*	*Local agency formation commissions: grant program.*	*Re-referred to Com. on APPR. 8/6 hearing cancelled by author.*	*Current law establishes the Strategic Growth Council in state government and assigns to the council certain duties, including providing, funding, and distributing data and information to local governments and regional agencies that will assist in the development and planning of sustainable communities. This bill would require the Strategic Growth Council, until January 1, 2024, to establish and administer a local agency formation commissions grant program for the payment of costs associated with initiating and completing the dissolution of districts listed as inactive, the payment of costs associated with a study of the services provided within a county by a public agency, and for other specified purposes, including the initiation of an action, based on determinations found in the study, as approved by the commission.*	*Watch*	*B. Watch*	
AB 2339	*Gipson D*	*Water utility service: sale of water utility property by a city.*	*Sent to Senate Floor pursuant to Rule 28.8*	*This bill would authorize the City of El Monte, the City of Montebello, and the City of Willows, until January 1, 2022, to sell its public utility for furnishing water service for the purpose of consolidating its public water system with another public water system pursuant to the specified procedures, only if the potentially subsumed water system is wholly within the boundaries of the city, if the city determines that it is uneconomical and not in the public interest to own and operate the public utility, and if certain requirements are met. The bill would prohibit the city from selling the public utility for one year if 50% of interested persons, as defined, protest the sale. This bill contains other related provisions.*	*Watch*	*B. Watch*	
AB 3206	*Friedman D*	*Water conservation: water meters: accuracy and performance standards.*	*Appropriations --Placed on the Suspense File.*	*Would require the State Energy Resources Conservation, on or before January 1, 2020, to the extent that funding is available, to adopt regulations setting standards for the accuracy of water meters, as described, that, on or after the*	*Watch*	*B. Watch*	

				effective date of those regulations, are installed by a water purveyor or manufactured and sold or offered for sale in the state. The bill would include an exception for a water meter that, as of the effective date of the regulations, a water purveyor possesses, or has entered into a contract to purchase, and has not yet installed.			
SB 966	*Wiener* D	*Onsite treated nonpotable water systems.*	*6/27/2018-From committee: Do pass and re-refer to Com. on APPR. (Ayes 6. Noes 0.) (June 26). Re-referred to Com. on APPR.*	*Would, on or before December 1, 2022, require the State Water Resources Control Board, in consultation with the California Building Standards Commission, to adopt regulations for risk-based water quality standards for the onsite treatment and reuse of nonpotable water, as provided. The bill would authorize the state board to contract with public or private entities regarding the content of the standards. The bill would require a local jurisdiction, as defined, that elects to establish a program for onsite treated nonpotable water systems to, among other things, adopt, through ordinance, a local program that includes the risk-based water quality standards established by the state board.*	*Watch*	*B. Watch*	
Total Measures: 9 **Total Tracking Forms: 9**							

ETWD Public Education and Outreach Report
August 23, 2018

The following provides an update on the education and outreach ETWD is developing or has completed.

Drought Log

Customer Service continues to update the drought response log. This includes phone calls, walk-ins and emails regarding water waste complaints and ETWD's permanent mandatory conservation measure inquiries. There were four water waste complaint for the month of July for excessive water use and two customers received educational door hangers. A copy of the report follows.

Messaging/Materials

The September bill message: ETWD offers a variety of ways to pay your water bill and view your bill history online. Please visit etwd.com/payment-options for more information.

Community Advisory Group

The next Community Advisory Group meeting is November 8, 2018.

Laguna Woods Village Television Channel 6

Director Jose Vergara is scheduled for LWV TV 6 on Friday, August 31, 2018.

ETWD Community Outreach

ETWD hosted booths at the National Night out events in Mission Viejo and Laguna Hills on Tuesday, August 7, 2018. Sherri Seitz, Steve Wingen, Bob Hazzard, Dominic Bergin staff the booths. ETWD directors Mark Monin, Fred Adjarian, and Kathryn Freshley also attended the events.

Laguna Hills National Night Out



Mission Viejo National Night Out

ETWD Community Outreach Schedule

September 29, 2018
UC ANR Urban Landscape and Garden Expo – 7601 Irvine Blvd., Irvine, CA from 9 a.m. to 2 p.m.

November 3, 2018
ETWD will host the first Girl Scout Water Resources and Conservation Patch at the WRP on Saturday, November 3, 2018. The Scouts (formerly Boy Scouts of America) tour will take place in January/February 2019.

MWDOC Public Affairs

ETWD is coordinating with MWDOC regarding hosting the upcoming Girl Scout and Scouts clinics and tour.

Staff has updated the ETWD presentation slide that Discovery Science uses in their school program presentation. A copy follows this report.

Submitted by: Sherri Seitz 8/16/18

Customer Service Drought Log
August 2018

Complaint Date	Source	General Comments	Location Details	Office Comments	Office Actions	Field Comments	Field Actions	Violation Types	DRI Type
7/10/2018	In person		23885 Sycamore Dr. Mission Viejo, CA 92691	Passerbyer walked in the office to notify us there has been water run off for days across the street from 23885 Sycamore Drive, next to fire hydrant. MM.	Assigned Service Order	Verbally notified Timberline HOA, Riana Mckinnon. She said her landscape company will investigate. Complete 07/10/18/18 RH.	Talked to Timberline employee.	Excessive runoff.	Water Waste Complaint.
7/13/2018	Phone call		24621 Julie Av Laguna Hills, CA 92653	A neighbor called to notify of irrigation that has been running for 24 hours. MS.	Assigned Service Order	Shut off CSSOV in meter box and notified customer verbally. Complete 07/13/18 SW/NR.	Verbally notified customer.	Excessive runoff.	Water Waste Complaint.
7/23/2018	ETWD Customer Service Field employee		23511 P De Valencia Laguna Hills, CA 92653	While driving by ETWD Customer Service Field employee found the sprinklers on and a large amount of water was flowing all the way down to La Plata.	Assigned Service Order	Closed backflow device number two. Shut off valve to stop leak. Customer was notified by hanger and the manager was notified verbally. Took pictures. Complete 07/23/18. RH.	Customer was notified by hanger and the manager was notified verbally.	Excessive runoff.	Water Waste Complaint.
7/31/2018	ETWD Customer Service Field employee		25301 Elm Crt Mission Viejo, CA 92691	While checking on a leak next door ETWD Customer Service Field employee found water coming from the backyard of house.	Assigned Service Order	Turned off water at front of house. Customer was notified by hanger to turn water on at front of house due to water flowing to street.	Customer was notified by hanger.	Excessive runoff.	Water Waste Complaint.

4 Water Waste Complaints
2 Educational Door Hangers

Your Local Water

- **El Toro Water District** delivers high-quality drinking water to your home
- The water is clean and safe to drink
- We conduct 12,000 water quality tests each year from 70 sample locations
- ETWD drinking water is 100% imported
- ETWD recycles water for irrigation
- Visit our 34,000 sq. ft. demonstration garden

EL TORO WATER DISTRICT

www.etwd.com

EL TORO WATER DISTRICT
CONSERVATION PROGRAM
Monthly
Status Report
August 23, 2018

REBATE PROGRAMS

The following tables are the current device rebate amounts for MET, MWDOC and ETWD for the fiscal year 2018/19 from July 1st through June 30th.

Select device purchases are eligible for rebates while devices meet eligibility requirements and while funding lasts. The rebate process is completed online through www.ocwatersmart.com. Customers without computer access can call 888-376-3314 to apply.

1) Residential Rebate Program:

Device	MET Rebate	MWDOC Grant	ETWD Rebate	Total Rebate (up to)
High Efficiency Clothes Washer (CEE tier one or better)	$85		$115	$200
Premium High Efficiency Toilet (4 liter)	$40		$60	$100
Rotating Sprinkler Nozzles (min 30 per home)	$2 ea		$1	$3
Smart Irrigation Timer	$80		$75	$155
Turf Removal/Landscape Transformation (up to 1,500 sq ft)*	$1 sq. ft	$0 - .50 sq. ft.	$.50 – 1.00 sq. ft.	$2 sq. ft.
Soil Moisture Sensor System <1 Acre >1 Acre	 $80 $35/station		$75	 $155 $35/station
Rain Barrels – 1/1 – 6/30/17 **Cisterns** (200 -500 gallon) (501-999 gallon) (1,000 gallon or more)	$35 $250 $300 $350		$15	$50 $250 $300 $350
Drip Irrigation (per kit and up to 5 kits)		$90 base plus $85		$175 per kit

***Designated recycled water sites are not eligible for turf removal rebates. MWDOC Grant funding based on availability.**

2) Commercial Plumbing/Irrigation Devices Rebate Program:

Device	MET Rebate	MWDOC Grant	ETWD Rebate	Total Rebate (up to)
Premium High Efficiency Toilet (4 liter)	**$40**			**$40**
Multi-family Premium High Efficiency Toilet (4 liter)	**$40**			**$40**
Zero Water/Ultra Low Water Urinal	**$200**			**$200**
Plumbing Flow Control Valve (min. 10)	**$5**			**$5**
Smart Irrigation Timer (weather based or central computer)	**$35/station**			**$35/station**
Rotating Sprinkler Nozzles (minimum quantity of 15)	**$2**		**$1**	**$3**
Rotating Nozzles – Large Rotary	**$13**			**$13**
Turf Removal/Landscape Transformation (up to 10,000 sq ft)*	**$1 sq. ft.**			**$1 sq. ft.**
Drip Irrigation (sq. ft.)(maximum 45,000 sq. ft)		**$0.20 sq. ft.**		**$0.20 sq. ft.**
Soil Moisture Sensor System	**$35/station**			**$35/station**

***Designated recycled water sites are not eligible for turf removal rebates.**
Additional commercial rebates available online at ocwatersmart.com. MWDOC Grant funding based on availability.

WATER USE EFFICIENCY PLAN UPDATE (WATER CONSERVATION PLAN)

The District Water Budget-Based Tiered Conservation Rate Structure (WBBTCRS) pricing structure is the primary plan that gives customers the incentive needed to be efficient. The Plan efforts initially will concentrate on those customers continually in the Inefficient and Excessive Tiers (Tiers 3 and 4). As of July 2018 year-to-date sales, residential accounted for 66% of the overall Tier 3 usage and dedicated irrigation accounted for 45% of Tier 4 usage.

TOTAL CONSUMPTION COMPARISON TO EVAPOTRANSPIRATION (ET) FACTOR

Included in this month's Conservation Report is a chart comparing the current fiscal year 2018/19 consumption and ET factor to the fiscal 2017/18 consumption and ET factor.

The ET factor increased 15% from July 2017 when compared to July 2018. There was a 4% decrease in consumption reflected in July 2018.

MWDOC's—WATER USE EFFICIENCY PROGRAMS SAVINGS AND IMPLEMENTATION REPORT / ETWD's—WATER USE EFFICIENCY PROGRAM SAVINGS REPORT

The current MWDOC and ETWD's Program Savings Reports follow this report. MWDOC's report show all their client agencies current participation levels in water use efficiency programs and savings calculations. ETWD's report show current District customer participation in water use efficiency programs along with savings provided in acre/feet per year, million gallons per year and avoided water costs based on those calculations.

By: Sherri Seitz
Date: August 16, 2018

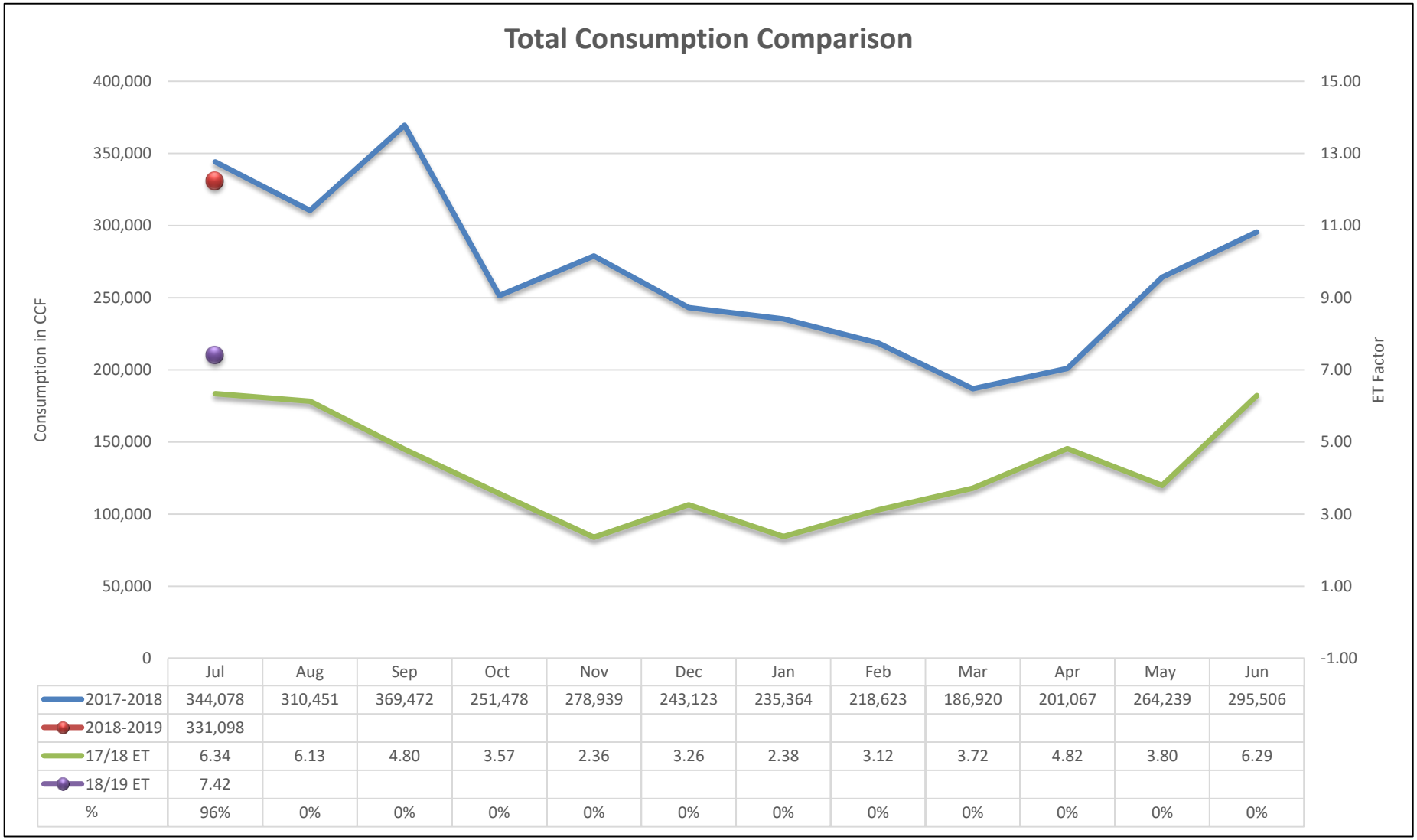

	Jul	Aug	Sep	Oct	Nov	Dec	Jan	Feb	Mar	Apr	May	Jun
2017-2018	344,078	310,451	369,472	251,478	278,939	243,123	235,364	218,623	186,920	201,067	264,239	295,506
2018-2019	331,098											
17/18 ET	6.34	6.13	4.80	3.57	2.36	3.26	2.38	3.12	3.72	4.82	3.80	6.29
18/19 ET	7.42											
%	96%	0%	0%	0%	0%	0%	0%	0%	0%	0%	0%	0%

El Toro Water District
Water Use Efficiency Program Savings

Program	Program Start Year	Program/Total Years	Avoided Water Use Acre Feet/Annual	Avoided Water Use Million Gallons/Annual	Avoided Water Costs Based on MWDOC Rate ($2.16 CCF) Annual
High Efficiency Toilet (HET)	2005	13	40.4	13.2	$38,021
High Efficiency Clothes Washers--Residential	2001	17	20.9	6.8	$19,669
*SoCal Water Smart Commercial Plumbing Fixtures Rebate Program (ULFT's, HET's, Urinals, HECW, Cooling Tower Conductivity Controllers)	2002	16	41.6	13.6	$39,150
SmarTimer Program--Irrigation Timers	2004	14	177.2	57.7	$166,763
Rotating Nozzles Rebate Program	2007	11	108.3	35.3	$101,921
Turf Removal Program	2010	8	41.4	13.5	$38,962
**Water Smart Landscape Program - Ended 2016	1997	20	242.9	79.2	$228,594
Synthetic Turf Rebate Program-Ended 2011	2007	8	0.9	0.3	$847
***Ultra Low Flush Toilets (ULFT)--Ended 2009	1992	16	193.2	58.0	$167,487
Computer Controlled Irrigation System--Gate 11--Ended 2006	2001	6	8.9	2.9	$8,357
Totals			875.7	285.4	$824,104

*** Formerly the Save Water Save a Buck - Commercial Rebate Program**
**** Formerly the Landscape Performance Certification Program**
***** Correction on date and total**

Because of our participation in Water Use Efficiency Programs, the District will not be using an estimated 285.4 million gallons of water per year.

Orange County

Water Use Efficiency Programs Savings
and
Implementation Report

Retrofits and Acre-Feet Water Savings for Program Activity

Program	Program Start Date	Retrofits Installed in	Month Indicated		Current Fiscal Year		Overall Program		
			Interventions	Water Savings	Interventions	Water Savings	Interventions	Annual Water Savings[4]	Cumulative Water Savings[4]
High Efficiency Clothes Washer Program	2001	June-18	220	0.63	3,633	73.64	116,545	4,021	26,994
Smart Timer Program - Irrigation Timers	2004	June-18	251	1.45	2,228	255.77	22,713	8,048	46,784
Rotating Nozzles Rebate Program	2007	June-18	587	2.35	1,489	5.95	564,307	2,749	18,326
Commercial Plumbing Fixture Rebate Program	2002	June-18	621	1.03	8,494	125.81	93,773	4,919	44,372
Industrial Process/Water Savings Incentive Program (WSIP)	2006	June-18	0	4.80	2	4.80	30	640	3,019
Turf Removal Program[3]	2010	June-18	58,169	0.68	689,477	49.82	21,595,078	3,024	10,282
High Efficiency Toilet (HET) Program	2005	June-18	21	0.07	452	19.40	60,099	2,221	16,731
Water Smart Landscape Program [1]	1997						12,677	10,621	72,668
Home Water Certification Program	2013						312	7.339	15.266
Synthetic Turf Rebate Program	2007						685,438	96	469
Ultra-Low-Flush-Toilet Programs [2]	1992						363,926	13,452	162,561
Home Water Surveys [2]	1995						11,867	160	1,708
Showerhead Replacements [2]	1991						270,604	1,667	19,083
Total Water Savings All Programs				**11**	**705,775**	**535**	**23,797,369**	**51,625**	**423,011**

(1) Water Smart Landscape Program participation is based on the number of water meters receiving monthly Irrigation Performance Reports.

(2) Cumulative Water Savings Program To Date totals are from a previous Water Use Efficiency Program Effort.

(3) Turf Removal Interventions are listed as square feet.

[4] Cumulative & annual water savings represents both active program savings and passive savings that continues to be realized due to plumbing code changes over time.

HIGH EFFICIENCY CLOTHES WASHERS INSTALLED BY AGENCY

through MWDOC and Local Agency Conservation Programs

Agency	FY 11/12	FY 12/13	FY13/14	FY14/15	FY15/16	FY16/17	FY17/18	Total	Current FY Water Savings Ac/Ft (Cumulative)	Cumulative Water Savings across all Fiscal Years	15 yr. Lifecycle Savings Ac/Ft
Brea	144	93	115	114	76	57	56	1,923	0.97	450.46	995
Buena Park	145	105	106	91	76	54	50	1,568	1.06	352.25	811
East Orange CWD RZ	10	10	8	8	8	3	1	193	0.02	48.58	100
El Toro WD	112	134	121	111	65	47	50	1,571	0.95	354.63	813
Fountain Valley	158	115	102	110	76	65	49	2,449	0.96	598.62	1,267
Garden Grove	236	190	162	165	251	127	87	3,650	1.64	846.81	1,889
Golden State WC	485	265	283	359	260	138	156	5,171	3.18	1,198.16	2,676
Huntington Beach	582	334	295	319	225	180	141	8,387	2.79	2,090.00	4,340
Irvine Ranch WD	2,170	1,763	1,664	1,882	1,521	1,373	1,203	25,869	25.06	5,651.85	13,385
La Habra	128	82	114	87	66	53	48	1,375	1.04	308.23	711
La Palma	46	34	25	34	29	10	14	472	0.29	106.55	244
Laguna Beach CWD	57	38	37	39	32	19	20	952	0.43	229.17	493
Mesa Water	176	114	86	89	113	80	54	2,572	1.03	638.34	1,331
Moulton Niguel WD	679	442	421	790	688	575	527	10,448	10.28	2,262.13	5,406
Newport Beach	142	116	92	95	66	61	51	2,675	1.07	679.70	1,384
Orange	262	218	163	160	124	80	74	3,972	1.48	994.30	2,055
Orange Park Acres	-					-	-	12	0.00	3.76	6
San Juan Capistrano	110	76	73	92	63	33	33	1,492	0.68	351.64	772
San Clemente	206	140	94	141	75	70	85	2,705	1.77	637.39	1,400
Santa Margarita WD	679	553	662	792	466	367	274	9,790	5.63	2,202.24	5,066
Seal Beach	51	31	29	38	23	9	17	619	0.38	146.26	320
Serrano WD	20	13	10	26	8	11	8	365	0.14	90.61	189
South Coast WD	112	89	79	68	43	44	36	1,620	0.82	381.23	838
Trabuco Canyon WD	62	30	45	47	34	28	22	820	0.44	190.03	424
Tustin	97	78	59	80	66	44	49	1,661	0.92	403.06	859
Westminster	208	121	82	109	149	84	65	2,651	1.26	624.71	1,372
Yorba Linda	273	181	167	156	123	56	67	3,819	1.17	953.63	1,976
MWDOC Totals	7,350	5,365	5,094	6,002	4,726	3,668	3,237	98,801	65.46	22,794.35	19,088
Anaheim	477	331	285	295	266	213	173	10,855	3.70	2,608.00	5,617
Fullerton	270	200	186	211	165	107	99	3,794	1.97	811.19	1,963
Santa Ana	190	163	131	132	259	141	124	3,095	2.50	780.29	1,601
Non-MWDOC Totals	937	694	602	638	690	461	396	17,744	8.18	4,199.48	3,428
Orange County Totals	8,287	6,059	5,696	6,640	5,416	4,129	3,633	116,545	73.64	26,993.83	22,516

SMART TIMERS INSTALLED BY AGENCY

through MWDOC and Local Agency Conservation Programs

Agency	FY 11/12		FY 12/13		FY 13/14		FY 14/15		FY 15/16		FY16/17		FY17/18		Total Program		Cumulative Water Savings across all Fiscal Years
	Res	Comm	Res	Comm	Res	Comm	Res	Comm	Res	Comm	Res	Comm	Res	Comm	Res	Comm.	
Brea	8	0	9	8	4	0	43	6	20	4	31	4	32	0	163	80	522.87
Buena Park	4	19	3	0	0	0	4	10	7	4	10	7	15	3	46	44	149.53
East Orange CWD RZ	5	0	2	0	0	0	2	0	1	0	11	1	6	0	31	1	18.98
El Toro WD	26	2	7	2	11	0	8	9	9	17	33	8	29	4	144	359	2,480.25
Fountain Valley	8	2	3	2	4	0	7	10	13	1	33	12	28	12	119	52	187.79
Garden Grove	7	0	5	2	9	0	10	14	13	11	28	0	27	2	128	40	175.37
Golden State WC	13	3	9	49	9	25	39	12	35	16	56	37	88	6	313	198	819.74
Huntington Beach	15	4	18	33	20	35	19	2	42	12	88	94	70	30	342	298	1,084.19
Irvine Ranch WD	267	71	414	135	71	59	67	310	239	207	344	420	416	78	2,185	2,364	11,386.07
La Habra	3	0	4	7	2	0	4	7	3	1	12	7	8	0	44	44	203.41
La Palma	1	0	1	0	2	0	2	0	3	2	1	0	5	0	15	2	6.21
Laguna Beach CWD	109	2	76	2	71	0	86	0	86	1	27	0	11	0	508	20	235.46
Mesa Water	21	0	10	2	15	2	17	28	36	12	149	41	49	0	367	154	735.10
Moulton Niguel WD	179	31	51	74	40	45	46	95	163	100	236	129	284	33	1,198	834	3,609.83
Newport Beach	275	12	242	26	168	75	11	9	28	43	30	12	24	0	1,062	409	2,616.28
Orange	25	0	20	24	13	9	18	31	51	13	69	10	61	13	346	178	938.88
San Juan Capistrano	103	2	14	18	6	11	6	19	20	8	22	8	23	5	245	130	646.69
San Clemente	212	17	26	7	28	2	28	24	26	3	37	13	38	41	1,089	415	2,684.65
Santa Margarita WD	262	7	53	171	64	93	53	321	189	136	326	221	273	220	1,427	1,592	5,778.04
Santiago CWD	0	0	0	0	0	0	0	0	0	0	0	0	0	0	0	0	0.00
Seal Beach	0	3	1	0	1	36	1	12	2	2,446	2	4	5	0	12	2,502	5,119.68
Serrano WD	3	0	1	0	0	0	4	0	11	2	4	0	8	0	46	2	14.33
South Coast WD	78	10	13	16	8	4	104	73	9	11	7	0	15	2	293	214	1,149.61
Trabuco Canyon WD	12	0	6	0	2	0	6	1	16	50	13	3	20	0	123	157	951.17
Tustin	11	0	8	4	9	1	18	14	33	8	33	23	27	1	170	81	340.97
Westminster	2	0	1	1	2	0	13	17	7	1	17	12	22	0	87	44	197.98
Yorba Linda	22	0	20	0	12	5	32	2	61	27	72	71	68	10	406	193	836.23
MWDOC Totals	1,671	185	1,017	583	571	402	648	1,026	1,123	3,136	1,691	1,137	1,652	460	10,909	10,407	42,889.32
Anaheim	23	60	19	10	9	26	7	52	30	34	87	10	62	0	306	457	2,608.93
Fullerton	22	51	9	29	8	0	40	26	32	12	53	7	43	0	242	199	935.52
Santa Ana	6	5	8	19	7	8	9	27	22	26	15	3	11	0	93	100	350.57
Non-MWDOC Totals	51	116	36	58	24	34	56	105	84	72	155	20	116	0	641	756	3,895.02
Orange County Totals	1,722	301	1,053	641	595	436	704	1,131	1,207	3,208	1,846	1,157	1,768	460	11,550	11,163	46,784

ROTATING NOZZLES INSTALLED BY AGENCY
through MWDOC and Local Agency Conservation Programs

Agency	FY 13/14			FY 14/15			FY 15/16			FY 16/17			FY 17/18			Total Program			Cumulative Water Savings across all Fiscal Years
	Small		Large	Small		Large	Small		Large	Small		Large	Small		Large	Small		Large	
	Res	Comm.	Comm.	Res	Comm.	Comm.	Res	Comm.	Comm	Res	Comm.	Comm.	Res	Comm.	Comm.	Res	Comm.	Comm.	
Brea	84	0	0	157	45	0	74	2,484	0	0	0	0	0	0	0	572	2,749	0	49.46
Buena Park	53	0	0	248	0	0	45	98	0	0	0	0	0	0	0	509	173	2,535	813.11
East Orange	30	0	0	221	0	0	0	0	0	0	0	0	30	0	0	781	0	0	19.29
El Toro	56	3,288	0	1,741	28,714	0	730	4,457	0	55	242	0	36	0	0	3,260	43,348	890	1,191.68
Fountain Valley	0	0	0	107	0	0	222	0	0	0	0	0	85	0	0	919	2,874	0	17.55
Garden Grove	80	0	0	88	50	0	110	0	0	55	98	0	52	0	0	855	254	0	32.73
Golden State	192	0	0	583	1,741	0	1,088	0	0	207	6,008	0	161	-495	0	3,480	10,837	0	240.44
Huntington Beach	120	0	0	798	1,419	0	1,345	2,836	0	149	3,362	0	-37	0	0	4,001	9,135	2,681	1,310.80
Irvine Ranch	11,010	4,257	0	1,421	632	0	1,989	5,047	0	335	9,511	0	356	-215	0	46,498	43,325	2,004	4,745.04
La Habra	15	0	0	109	338	0	300	0	0	0	0	0	0	0	0	1,515	55,404	900	365.97
La Palma	0	0	0	0	0	0	46	505	0	0	2,385	0	33	0	0	89	3,163	0	26.21
Laguna Beach	2,948	878	0	2,879	1,971	0	1,390	0	0	0	0	0	0	0	0	11,948	2,896	0	301.19
Mesa Water	361	0	0	229	0	0	166	0	0	113	0	0	36	0	0	2,062	302	343	195.29
Moulton Niguel	361	227	0	1,596	4,587	0	5,492	1,441	0	153	5,872	0	893	0	0	12,728	20,598	2,945	1,691.98
Newport Beach	19,349	6,835	0	460	3,857	0	348	670	0	0	0	0	45	0	0	46,865	16,632	0	1,584.28
Orange	245	120	0	304	668	0	631	91	0	0	0	0	0	0	0	3,133	5,853	0	109.25
San Juan Capistrano	370	0	0	495	737	0	310	593	0	75	123	0	59	0	0	5,027	3,143	0	445.73
San Clemente	415	5,074	0	326	0	0	426	0	0	0	0	0	146	0	0	10,062	11,948	1,343	800.17
Santa Margarita	389	0	0	1,207	1,513	0	1,820	837	0	15	0	0	224	0	0	15,387	7,283	611	824.85
Seal Beach	0	0	0	40	5,261	0	0	2,300	0	0	0	0	0	0	0	155	7,561	0	127.44
Serrano	105	0	0	377	0	0	695	0	0	0	0	0	0	0	0	1,907	291	0	93.29
South Coast	70	0	0	4,993	13,717	0	1,421	2,889	0	16	0	0	0	0	0	9,628	18,870	0	472.75
Trabuco Canyon	0	0	0	56	0	0	130	0	0	0	4,339	0	0	0	0	729	4,339	0	131.59
Tustin	329	0	0	408	0	0	317	386	0	65	-341	0	30	0	0	4,444	1,849	0	120.83
Westminster	0	0	0	54	0	0	73	0	0	105	0	0	50	0	0	748	0	0	11.18
Yorba Linda	40	990	0	921	0	0	1,715	0	0	213	0	0	0	0	0	5,790	1,103	500	460.06
MWDOC Totals	36,622	21,669	0	19,818	65,250	0	20,883	24,634	0	1,556	31,599	0	2,199	-710	0	194,823	274,867	14,752	16,182.15
Anaheim	338	0	0	498	712	0	794	5,221	0	147	3,953	0	0	0	0	4,020	49,799	105	1,350.45
Fullerton	107	0	0	684	1,196	0	521	7,015	0	65	3,034	0	0	0	0	2,910	11,309	1,484	668.74
Santa Ana	86	2,533	0	310	0	0	0	1,420	0	0	1,106	0	0	0	0	859	5,752	0	124.46
Non-MWDOC Totals	531	2,533	0	1,492	1,908	0	1,315	13,656	0	212	8,093	0	0	0	0	7,789	66,860	1,589	2,143.65
Orange County Totals	37,153	24,202	0	21,310	67,158	0	22,198	38,290	0	1,768	39,692	0	2,199	-710	0	202,612	341,727	16,341	18,325.80

COMMERCIAL PLUMBING FIXTURES REBATE PROGRAM[1]
INSTALLED BY AGENCY
through MWDOC and Local Agency Conservation Programs

Agency	FY 11/12	FY 12/13	FY 13/14	FY 14/15	FY 15/16	FY 16/17	FY 17/18	Totals	Cumulative Water Savings across all Fiscal Years
Brea	1	234	0	10	91	734	242	**1,607**	**503**
Buena Park	290	5	23	56	591	133	49	**2,538**	**1,219**
East Orange CWD RZ	0	0	0	0	0	0	0	**0**	**0**
El Toro WD	137	0	212	6	268	35	737	**1,799**	**666**
Fountain Valley	314	0	0	1	249	0	895	**1,767**	**671**
Garden Grove	0	4	1	167	676	410	0	**2,451**	**1,644**
Golden State WC	135	0	1	0	1,008	53	93	**2,958**	**2,087**
Huntington Beach	156	104	144	7	783	641	10	**2,964**	**1,753**
Irvine Ranch WD	646	1,090	451	725	11,100	5,958	1,599	**29,465**	**8,559**
La Habra	0	0	0	0	340	42	0	**925**	**605**
La Palma	0	0	0	0	0	509	0	**675**	**131**
Laguna Beach CWD	0	0	27	0	0	0	0	**446**	**342**
Mesa Water	41	6	0	79	661	782	0	**4,254**	**2,307**
Moulton Niguel WD	0	0	0	3	413	281	506	**1,783**	**926**
Newport Beach	35	0	0	566	0	0	0	**1,834**	**1,414**
Orange	73	1	271	81	275	2,851	458	**5,488**	**2,042**
San Juan Capistrano	0	0	14	0	0	0	0	**260**	**427**
San Clemente	19	0	0	1	0	0	0	**432**	**412**
Santa Margarita WD	0	0	0	2	90	743	598	**1,548**	**301**
Santiago CWD	0	0	0	0	0	0	0	**0**	**0**
Seal Beach	0	0	0	0	0	184	278	**816**	**475**
Serrano WD	0	0	0	0	0	0	0	**0**	**0**
South Coast WD	84	148	0	382	0	0	0	**1,320**	**577**
Trabuco Canyon WD	0	0	0	0	0	0	0	**11**	**16**
Tustin	0	0	0	75	358	212	2	**1,404**	**913**
Westminster	35	1	28	0	146	177	25	**1,163**	**1,094**
Yorba Linda	0	1	0	0	226	84	338	**933**	**623**
MWDOC Totals	**1,966**	**1,594**	**1,172**	**2,161**	**17,275**	**13,829**	**5,830**	**68,841**	**29,711**
Anaheim	48	165	342	463	3,072	309	1,808	**15,561**	**7,687**
Fullerton	0	94	0	178	476	621	274	**3,052**	**1,821**
Santa Ana	12	16	17	5	1,293	238	582	**6,319**	**5,153**
Non-MWDOC Totals	**60**	**275**	**359**	**646**	**4,841**	**1,168**	**2,664**	**24,932**	**14,660**
Orange County Totals	**2,026**	**1,869**	**1,531**	**2,807**	**22,116**	**14,997**	**8,494**	**93,773**	**44,372**

[1] Retrofit devices include ULF Toilets and Urinals, High Efficiency Toilets and Urinals, Multi-Family and Multi-Family 4-Liter HETs, Zero Water Urinals, High Efficiency Clothes Washers, Cooling Tower Conductivity Controllers, Ph Cooling Tower Conductivity Controllers, Flush Valve Retrofit Kits, Pre-rinse Spray heads, Hospital X-Ray Processor Recirculating Systems, Steam Sterilizers, Food Steamers, Water Pressurized Brooms, Laminar Flow Restrictors, and Ice Making Machines.

INDUSTRIAL PROCESS/WATER SAVINGS INCENTIVE PROGRAM

Number of Projects by Agency

Agency	FY 11/12	FY 12/13	FY 13/14	FY 14/15	FY 15/16	FY 16/17	FY 17/18	Overall Program Interventions	Annual Water Savings[1]
Brea	0	0	0	0	0	0	0	0	0
Buena Park	0	0	0	0	1	0	0	2	54
East Orange	0	0	0	0	0	0	0	0	0
El Toro	0	0	0	0	0	0	0	0	0
Fountain Valley	0	0	0	0	0	1	0	1	23
Garden Grove	0	0	0	0	1	0	0	1	0
Golden State	0	0	0	0	0	0	0	1	3
Huntington Beach	0	2	0	1	2	0	1	6	180
Irvine Ranch	1	1	1	0	2	1	0	9	115
La Habra	0	0	0	0	1	0	0	1	0
La Palma	0	0	0	0	0	0	0	0	0
Laguna Beach	0	0	0	0	0	0	0	0	0
Mesa Water	0	0	0	0	0	0	0	0	0
Moulton Niguel	0	0	0	0	0	0	0	0	0
Newport Beach	0	0	0	1	0	0	0	1	21
Orange	0	0	0	0	1	2	1	5	97
San Juan Capistrano	0	0	0	0	0	0	0	0	0
San Clemente	0	0	0	0	0	0	0	0	0
Santa Margarita	0	0	0	0	0	0	0	0	0
Seal Beach	0	0	0	0	0	0	0	0	0
Serrano	0	0	0	0	0	0	0	0	0
South Coast	0	0	0	0	1	1	0	2	134
Trabuco Canyon	0	0	0	0	0	0	0	0	0
Tustin	0	0	0	0	0	0	0	0	0
Westminster	0	0	0	0	0	0	0	0	0
Yorba Linda	0	0	0	0	0	0	0	0	0
MWDOC Totals	1	3	1	2	9	5	2	29	628
Anaheim	0	0	0	0	0	0	0	0	0
Fullerton	0	0	0	0	0	0	0	0	0
Santa Ana	0	0	0	0	1	0	0	1	11
OC Totals	1	3	1	2	10	5	2	30	640

[1] Acre feet of savings determined during a one year monitoring period.

If monitoring data is not available, the savings estimated in agreement is used.

TURF REMOVAL BY AGENCY[1]

through MWDOC and Local Agency Conservation Programs

Agency	FY 13/14		FY 14/15		FY 15/16		FY 16/17		FY 17/18		Total Program		Cumulative Water Savings across all Fiscal Years
	Res	Comm.	Res	Comm.	Res	Comm.	Res	Comm.	Res	Comm.	Res	Comm.	
Brea	5,697	0	71,981	30,617	118,930	404,411	8,354	479	9,853	27,234	225,817	472,207	**307.90**
Buena Park	0	0	11,670	1,626	77,127	16,490	3,741	0	4,586	0	97,124	18,116	**48.45**
East Orange	1,964	0	18,312	0	27,844	0	0	0	0	0	48,120	0	**23.32**
El Toro	4,582	0	27,046	221,612	63,546	162,548	13,139	48,019	7,273	42,510	124,989	547,407	**331.14**
Fountain Valley	4,252	0	45,583	5,279	65,232	0	3,679	0	8,631	0	129,359	12,803	**69.26**
Garden Grove	8,274	0	67,701	22,000	177,408	49,226	11,504	0	4,487	0	287,921	117,403	**224.31**
Golden State	32,725	8,424	164,507	190,738	310,264	112,937	0	0	0	0	581,902	346,272	**506.98**
Huntington Beach	20,642	0	165,600	58,942	305,420	270,303	9,560	21,534	14,236	6,032	553,108	421,737	**491.65**
Irvine Ranch	36,584	76,400	234,905	317,999	782,844	2,675,629	231,483	46,725	86,893	61,037	1,417,466	3,224,634	**2,023.02**
La Habra	0	0	14,014	1,818	49,691	72,164	0	0	3,003	0	66,708	90,019	**77.27**
La Palma	0	0	4,884	0	10,257	59,760	0	0	0	0	15,141	59,760	**32.14**
Laguna Beach	4,586	226	13,647	46,850	47,614	0	3,059	0	589	0	75,670	48,788	**65.44**
Mesa Water	22,246	0	131,675	33,620	220,815	106,896	4,173	77,033	17,373	77,785	413,726	295,334	**297.43**
Moulton Niguel	14,739	40,741	314,250	1,612,845	889,748	1,059,279	220,749	0	98,271	0	1,554,734	2,840,054	**2,142.40**
Newport Beach	894	0	33,995	65,277	76,675	375,404	2,924	0	5,938	6,499	127,428	449,526	**256.98**
Orange	11,244	0	120,093	281,402	289,990	106,487	12,847	2,366	11,956	0	475,052	398,978	**438.59**
San Clemente	18,471	13,908	90,349	1,137	215,249	438,963	4,267	0	33,083	7,098	398,983	474,271	**401.10**
San Juan Capistrano	12,106	0	101,195	32,366	197,290	143,315	2,624	40,748	0	0	365,415	347,277	**409.91**
Santa Margarita	17,778	48,180	211,198	514,198	534,048	550,420	17,010	28,094	62,706	25,000	859,338	1,194,453	**975.37**
Santiago	0	0	0	0	0	0	0	0	0	0	0	0	**-**
Seal Beach	0	0	15,178	504	17,349	15,911	1,234	0	752	0	38,124	16,415	**26.23**
Serrano	2,971	0	41,247	0	127,877	4,403	5,450	0	555	0	178,100	4,403	**82.34**
South Coast	15,162	116,719	84,282	191,853	181,102	128,290	14,967	0	13,319	7,806	325,067	465,387	**420.60**
Trabuco Canyon	2,651	0	14,771	0	42,510	88,272	1,465	0	4,788	0	67,999	110,712	**86.55**
Tustin	1,410	0	71,285	14,137	232,697	33,362	11,173	0	16,926	0	343,471	47,499	**174.45**
Westminster	0	0	14,040	34,631	71,833	23,902	11,112	0	10,033	0	107,018	58,533	**71.98**
Yorba Linda	0	0	112,136	12,702	360,279	116,985	19,420	0	9,529	3,696	512,713	133,383	**290.35**
MWDOC Totals	**238,978**	**304,598**	**2,195,544**	**3,692,153**	**5,493,639**	**7,015,357**	**613,934**	**264,998**	**424,780**	**264,697**	**9,390,493**	**12,195,371**	**10,275.17**
Anaheim	0	0	0	0	0	0	0	0	0	0	0	0	**-**
Fullerton	0	9,214	0	0	0	0	0	0	0	0	0	9,214	**6.45**
Santa Ana	0	0	0	0	0	0	0	0	0	0	0	0	**-**
Non-MWDOC Totals	**0**	**9,214**	**0**	**0**	**0**	**0**	**0**	**0**	**0**	**0**	**0**	**9,214**	**6.45**
Orange County Totals	**238,978**	**313,812**	**2,195,544**	**3,692,153**	**5,493,639**	**7,015,357**	**613,934**	**264,998**	**424,780**	**264,697**	**9,390,493**	**12,204,585**	**10,282**

[1]Installed device numbers are listed as square feet

HIGH EFFICIENCY TOILETS (HETs) INSTALLED BY AGENCY

through MWDOC and Local Agency Conservation Programs

Agency	FY 11-12	FY 12-13	FY 13-14	FY 14-15	FY 15-16	FY 16-17	FY 17-18	Total	Cumulative Water Savings across all Fiscal Years
Brea	0	0	38	146	154	4	6	**456**	**97.16**
Buena Park	0	0	96	153	112	13	3	**687**	**186.15**
East Orange CWD RZ	0	0	13	26	24	0	0	**86**	**20.43**
El Toro WD	0	133	218	869	264	12	6	**2,043**	**524.75**
Fountain Valley	0	0	41	132	220	7	9	**832**	**243.69**
Garden Grove	0	0	63	350	363	7	4	**1,488**	**411.72**
Golden State WC	80	2	142	794	512	9	11	**2,801**	**758.74**
Huntington Beach	0	0	163	1,190	628	4	3	**2,904**	**698.52**
Irvine Ranch WD	0	1,449	810	1,777	2,798	638	239	**17,148**	**5,304.09**
Laguna Beach CWD	0	0	45	112	81	1	4	**392**	**101.59**
La Habra	0	0	37	94	83	5	1	**591**	**190.75**
La Palma	0	0	21	59	52	4	2	**224**	**56.56**
Mesa Water	0	0	147	162	162	7	3	**1,621**	**581.23**
Moulton Niguel WD	0	0	400	2,497	1,939	49	40	**5,730**	**1,102.15**
Newport Beach	0	0	49	168	243	11	6	**731**	**177.43**
Orange	0	1	142	978	416	17	10	**2,189**	**516.07**
San Juan Capistrano	0	0	35	140	202	3	5	**528**	**117.17**
San Clemente	0	0	72	225	246	11	6	**878**	**218.75**
Santa Margarita WD	0	0	528	997	1,152	114	34	**3,343**	**653.07**
Seal Beach	0	2	17	50	69	-1	0	**857**	**385.24**
Serrano WD	0	0	2	40	55	3	0	**121**	**23.54**
South Coast WD	23	64	102	398	235	11	7	**1,028**	**223.09**
Trabuco Canyon WD	0	0	10	108	169	2	3	**342**	**62.99**
Tustin	0	0	64	132	201	12	10	**1,516**	**525.69**
Westminster	0	0	35	161	359	3	4	**1,335**	**403.72**
Yorba Linda WD	0	0	40	280	379	12	8	**1,259**	**335.45**
MWDOC Totals	103	1,651	3,330	12,038	11,118	958	424	**51,130**	**13,919.75**
Anaheim	0	0	156	1,188	614	70	19	**5,884**	**1,941.76**
Fullerton	0	0	61	293	286	14	9	**1,064**	**268.25**
Santa Ana	0	0	33	602	293	20	0	**2,021**	**601.53**
Non-MWDOC Totals	0	0	250	2,083	1,193	104	28	**8,969**	**2,811.54**
Orange County Totals	**103**	**1,651**	**3,580**	**14,121**	**12,311**	**1,062**	**452**	**60,099**	**16,731.29**

Rain Barrels by Agency

Agency	Jan-18		Feb-18		Mar-18		Apr-18		May-18		Jun-18		Total Program		FY 13/14		FY 14/15		FY 15/16		FY 16/17		FY 17/18	
	Res	CII	Res	CII	Res	CII	Res	CII	Res	CII	Res	CII	Res	CII	Res	CII	Res	CII	Res	CII	Res	CII	Res	CII
Brea	-		-		-		-	-	0		0		86	-	-	-	15	-	61	-	8	-	2	-
Buena Park	-		2		-				0		0		191	-	5	-	9	-	148	-	24	-	5	-
East Orange	-		-		-				0		0		39	-	8	-	8	-	23	-	-	-	-	-
El Toro	-		-		1				1		0		107	-	5	-	4	-	78	-	13	-	7	-
Fountain Valley	-		-		-				2		5		392	-	8	-	22	-	210	-	136	-	16	-
Garden Grove	4		-		-				1		2		342	-	16	-	34	-	237	-	38	-	17	-
Golden State WC	2		-		-				3		0		514	-	14	-	43	-	239	-	207	-	11	-
Huntington Beach	-		2		-				0		0		1,202	-	147	-	294	-	700	-	50	-	11	-
Irvine Ranch	1		2		1				6		1		1,006	-	21	-	101	-	778	-	82	-	24	-
La Habra	-		-		-				1		0		71	-	12	-	15	-	39	-	4	-	1	-
La Palma	-		-		-				0		0		8	-	-	-	-	-	4	-	4	-	-	-
Laguna Beach	-		-		-				0		0		439	-	67	-	279	-	85	-	7	-	1	-
Mesa Water	-		-		-				4		0		347	-	8	-	64	-	229	-	32	-	14	-
Moulton Niguel	-		-		2				3		2		410	-	2	-	74	-	259	-	63	-	12	-
Newport Beach	-		-		-				3		0		69	-	3	-	4	-	52	-	5	-	5	-
Orange	-		1		-				4		0		379	-	8	-	41	-	284	-	31	-	15	-
San Juan Cap	-		-		-				0		0		289	-	20	-	70	-	192	-	4	-	3	-
San Clemente	4		1		-				2		0		170	-	7	-	54	-	95	-	6	-	8	-
Santa Margarita	1		-		-				2		0		351	-	30	-	29	-	237	-	46	-	9	-
Santiago	-		-		-				0		0		-	-	-	-	-	-	-	-	-	-	-	-
Seal Beach	-		-		2				0		0		71	-	8	-	20	-	37	-	4	-	2	-
Serrano	-		-		-				0		0		40	-	-	-	11	-	21	-	8	-	-	-
South Coast	-		-		-				1		0		183	-	14	-	97	-	55	-	14	-	3	-
Trabuco Canyon	-		-		-				1		0		58	-	-	-	11	-	44	-	2	-	1	-
Tustin	2		-		-				0		2		239	-	9	-	23	-	175	-	27	-	5	-
Westminster	7		2		1				3		0		217	-	5	-	8	-	118	-	63	-	23	-
Yorba Linda	-		-		-				0		0		228	-	5	-	20	-	185	-	18	-	-	-
MWDOC Totals	21	-	10	-	7	-	-	-	37	-	12	-	7,448	-	422	-	1,350	-	4,585	-	896	-	195	-
Anaheim	-		-		-				0		0		292	-	12	-	27	-	235	-	18	-	-	-
Fullerton	-		-		-				0		0		219	-	16	-	13	-	171	-	19	-	-	-
Santa Ana	-		-		-				0		0		239	-	8	-	46	-	154	-	31	-	-	-
Non-MWDOC Totals	-	-	-	-	-	-	-	-	0	-	0	-	750	-	36	-	86	-	560	-	68	-	-	-
OC Totals	21	-	10	-	7	-	-	-	37	-	12	-	8,198	-	458	-	1,436	-	5,145	-	964	-	195	-

NOTICE OF CANCELLATION
OF THE
SOUTH ORANGE COUNTY WASTEWATER AUTHORITY
REGULAR MEETING OF THE

BOARD OF DIRECTORS

August 2, 2018

8:30 a.m.

NOTICE IS HEREBY GIVEN that the Regular Meeting of the South Orange County Wastewater Authority (SOCWA) Board of Directors scheduled to be held on **August 2, 2018 at 8:30 a.m.** at the SOCWA Administrative Office located at 34156 Del Obispo Street, Dana Point, California ***has been cancelled***.

I hereby certify that the foregoing Notice was personally e-mailed, faxed or mailed to each member of the SOCWA Board of Directors at least 72 hours prior to the scheduled time of the Meeting so noticed above.

I hereby certify that the foregoing Notice was posted at least 72 hours prior to the time of the Meeting so noticed above, at the usual agenda posting location of the South Orange County Wastewater Authority (SOCWA) and at www.socwa.com.

Dated this 20th day of July 2018.

B. Burnett

Betty C. Burnett, General Manager/Secretary
SOUTH ORANGE COUNTY WASTEWATER AUTHORITY

NOTICE OF REGULAR MEETING
OF THE
SOUTH ORANGE COUNTY WASTEWATER AUTHORITY

ENGINEERING COMMITTEE

Thursday, August 9, 2018

8:30 a.m.

NOTICE IS HEREBY GIVEN that a Regular Meeting of the South Orange County Wastewater Authority (SOCWA) Engineering Committee has been scheduled to be held on **Thursday, August 9, 2018 at 8:30 a.m.** at the SOCWA Administrative Office located at 34156 Del Obispo Street, Dana Point, California.

THE SOCWA MEETING ROOM IS WHEELCHAIR ACCESSIBLE. IF YOU REQUIRE ANY SPECIAL DISABILITY RELATED ACCOMMODATIONS (I.E., ACCESS TO AN AMPLIFIED SOUND SYSTEM, ETC.) PLEASE CONTACT THE SOUTH ORANGE COUNTY WASTEWATER AUTHORITY SECRETARY'S OFFICE AT (949) 234-5421 AT LEAST SEVENTY-TWO (72) HOURS PRIOR TO THE SCHEDULED MEETING. THIS AGENDA CAN BE OBTAINED IN ALTERNATE FORMAT UPON WRITTEN REQUEST TO THE SOUTH ORANGE COUNTY WASTEWATER AUTHORITY'S SECRETARY AT LEAST SEVENTY-TWO (72) HOURS PRIOR TO THE SCHEDULED MEETING.

AGENDA EXHIBITS AND OTHER WRITINGS THAT ARE DISCLOSABLE PUBLIC RECORDS DISTRIBUTED TO ALL, OR A MAJORITY OF, THE MEMBERS OF THE SOUTH ORANGE COUNTY WASTEWATER AUTHORITY ENGINEERING COMMITTEE IN CONNECTION WITH A MATTER SUBJECT TO DISCUSSION OR CONSIDERATION AT AN OPEN MEETING OF THE ENGINEERING COMMITTEE ARE AVAILABLE FOR PUBLIC INSPECTION IN THE AUTHORITY OFFICE, 34156 DEL OBISPO STREET, DANA POINT, CA ("AUTHORITY OFFICE"). IF SUCH WRITINGS ARE DISTRIBUTED TO MEMBERS OF THE ENGINEERING COMMITTEE LESS THAN 72 HOURS PRIOR TO THE MEETING, THEY WILL BE AVAILABLE IN THE RECEPTION AREA OF THE AUTHORITY OFFICE AT THE SAME TIME AS THEY ARE DISTRIBUTED TO THE ENGINEERING COMMITTEE MEMBERS, EXCEPT THAT, IF SUCH WRITINGS ARE DISTRIBUTED IMMEDIATELY PRIOR TO, OR DURING, THE MEETING, THEY WILL BE AVAILABLE IN THE ENGINEERING COMMITTEE MEETING ROOM.

AGENDA

1. **Call Meeting to Order**

2. **Public Comments**

PERSONS WISHING TO ADDRESS THE ENGINEERING COMMITTEE ON MATTERS NOT LISTED ON THE AGENDA MAY DO SO AT THIS TIME. "REQUEST TO BE HEARD" FORMS ARE AVAILABLE AT THE ENTRANCE TO THE BOARD ROOM. COMMENTS ARE LIMITED TO THREE (3) MINUTES UNLESS FURTHER TIME IS GRANTED BY THE PRESIDING OFFICER. SUBMIT FROM TO THE CLERK OF THE BOARD PRIOR TO THE BEGINNING OF THE MEETING.

THOSE WISHING TO ADDRESS THE ENGINEERING COMMITTEE ON ANY ITEM LISTED ON THE AGENDA SHOULD SUBMIT A "REQUEST TO BE HEARD" FORM TO THE CLERK OF THE BOARD BEFORE THE PRESIDING OFFICER ANNOUNCES THAT AGENDA ITEM. YOUR NAME WILL BE CALLED TO SPEAK AT THAT TIME.

3. **Review/Approval of Meeting Minutes (May '18 and June '18)**

4. **Operations Report**

5. **Innovative Biosolids Handling Technologies Engineering Support Services Proposal Review (Project Committees 2 and 17)**

6. **Asset Register Pilot Project Proposal Review (Project Committees 2 and 17)**

7. **Regional Treatment Plant Co-Generation and Switchgear Project Construction Project Status Update (Project Committee 17)**

8. **Regional Treatment Plant Draft Ten Year Plan Review (Project Committee 17)**

9. **Coastal Treatment Plant Facility Improvements Environmental Documentation Review (Project Committee No. 15)**

I hereby certify that the foregoing Notice was personally emailed or mailed to each member of the SOCWA Engineering Committee at least 72 hours prior to the scheduled time of the Regular Meeting referred to above.

I hereby certify that the foregoing Notice was posted at least 72 hours prior to the time of the above-referenced Engineering Committee at the usual agenda posting location of the South Orange County Wastewater Authority and at www.socwa.com.

Dated this 26th day of July 2018.

B Pell FOR

Betty C. Burnett, General Manager/Secretary
SOUTH ORANGE COUNTY WASTEWATER AUTHORITY

NOTICE OF SPECIAL MEETING
OF THE
SOUTH ORANGE COUNTY WASTEWATER AUTHORITY

FINANCE COMMITTEE
August 10, 2018

10:30 a.m.

NOTICE IS HEREBY GIVEN that a Special Meeting of the South Orange County Wastewater Authority (SOCWA) Finance Committee was called by the Chairman to be held on **August 10, 2018** at **10:30 a.m.** at the SOCWA Administrative Office located at 34156 Del Obispo Street, Dana Point, California.

THE SOCWA MEETING ROOM IS WHEELCHAIR ACCESSIBLE. IF YOU REQUIRE ANY SPECIAL DISABILITY RELATED ACCOMMODATIONS (I.E., ACCESS TO AN AMPLIFIED SOUND SYSTEM, ETC.) PLEASE CONTACT THE SOUTH ORANGE COUNTY WASTEWATER AUTHORITY SECRETARY'S OFFICE AT (949) 234-5421 AT LEAST TWENTY-FOUR (24) HOURS PRIOR TO THE SCHEDULED MEETING. THIS AGENDA CAN BE OBTAINED IN ALTERNATE FORMAT UPON WRITTEN REQUEST TO THE SOUTH ORANGE COUNTY WASTEWATER AUTHORITY'S SECRETARY AT LEAST TWENTY-FOUR (24) HOURS PRIOR TO THE SCHEDULED MEETING.

AGENDA EXHIBITS AND OTHER WRITINGS THAT ARE DISCLOSABLE PUBLIC RECORDS DISTRIBUTED TO ALL, OR A MAJORITY OF, THE MEMBERS OF THE SOUTH ORANGE COUNTY WASTEWATER AUTHORITY FINANCE COMMITTEE IN CONNECTION WITH A MATTER SUBJECT TO DISCUSSION OR CONSIDERATION AT AN OPEN MEETING OF THE FINANCE COMMITTEE ARE AVAILABLE FOR PUBLIC INSPECTION IN THE AUTHORITY OFFICE, 34156 DEL OBISPO STREET, DANA POINT, CA ("AUTHORITY OFFICE"). IF SUCH WRITINGS ARE DISTRIBUTED TO MEMBERS OF THE FINANCE COMMITTEE LESS THAN TWENTY-FOUR (24) PRIOR TO THE MEETING, THEY WILL BE AVAILABLE IN THE RECEPTION AREA OF THE AUTHORITY OFFICE AT THE SAME TIME AS THEY ARE DISTRIBUTED TO THE FINANCE COMMITTEE MEMBERS, EXCEPT THAT, IF SUCH WRITINGS ARE DISTRIBUTED IMMEDIATELY PRIOR TO, OR DURING, THE MEETING, THEY WILL BE AVAILABLE IN THE FINANCE COMMITTEE MEETING ROOM.

AGENDA

1. **Call Meeting to Order**

2. **Pledge of Allegiance**

3. **Public Comments**

   THOSE WISHING TO ADDRESS THE FINANCE COMMITTEE ON ANY ITEM LISTED ON THE AGENDA SHOULD SUBMIT A "REQUEST TO BE HEARD" FORM TO THE CLERK OF THE BOARD BEFORE THE PRESIDING OFFICER ANNOUNCES THAT AGENDA ITEM. YOUR NAME WILL BE CALLED TO SPEAK AT THAT TIME.

4. Unfunded Pension Liability (UAL) Distribution by Member Agency – Results and Recommendation

Presentation by: Nyhart & Bartel Associates LLC

Recommendation:

Staff recommends that the Finance Committee recommends to the Board of Directors to approve Member Agency Distribution percentages to use for allocating the Authority's three Long Term Liabilities for FY 2015-16, FY 2016-17 and FY 2017-18.

- Pension
- Post-Retirement Health Care Benefits
- Compensated Absences

5. Step-by-Step Accounting Procedures

Recommendation:

Information item, receive and file; the Authority will submit procedures to the State Auditors Office.

6. Financial Matters – Month of May 2018 Financials

Recommendation

Staff recommends that the Finance Committee recommends to the Board of Directors to:

1) Ratify the Summary of Disbursements for the period from May 1, 2018 through May 31, 2018, totaling $1,728,250 (attached as Exhibit A).

2) Receive and file the following as information items:

   - Schedule of Funds Available for Reinvestment (Exhibit B)
   - Schedule of Cash and Investments (Exhibit C)
   - Capital Schedule (Exhibit D)
   - Capital Projects Graph (Exhibit D-1)
   - Budget vs. Actual Expenses:
     a. Operations and Environmental Summary (Exhibit E-1)
     b. Residual Engineering, after transfer to Capital (Exhibit E-2)
     c. Administration (Exhibit E-3)
     d. Information Technology (IT) (Exhibit E-4)

7. Financial Matters – Month of June 2018 Financials (Preliminary Budget vs. Actual expenses and Capital expenditures)

Recommendation

Staff recommends that the Finance Committee recommends to the Board of Directors to:

1) Ratify the Summary of Disbursements for the period from June 1, 2018 through June 30, 2018, totaling $2,432,134 (attached as Exhibit A).

2) Receive and file the following as information items:

- Schedule of Funds Available for Reinvestment (Exhibit B)
- Schedule of Cash and Investments (Exhibit C)
- Capital Schedule (Exhibit D)

- Capital Projects Graph (Exhibit D-1)
- Budget vs. Actual Expenses:
    e. Operations and Environmental Summary (Exhibit E-1)
    f. Residual Engineering, after transfer to Capital (Exhibit E-2)
    g. Administration (Exhibit E-3)
    h. Information Technology (IT) (Exhibit E-4)
- Preliminary FY 2018/19 Actual Fringe Pool and Fringe Rate

8. Adjournment

I hereby certify that the foregoing Notice was personally emailed or mailed to each member of the SOCWA Finance Committee at least 24 hours prior to the scheduled time of the Special Meeting referred to above.

I hereby certify that the foregoing Notice was posted at least 24 hours prior to the time of the above-referenced Finance Committee at the usual agenda posting location of the South Orange County Wastewater Authority and at www.socwa.com.

Dated this 2nd day of August 2018.

Betty C. Burnett, General Manager/Secretary
SOUTH ORANGE COUNTY WASTEWATER AUTHORITY

MEETING OF THE BOARD OF DIRECTORS OF THE
MUNICIPAL WATER DISTRICT OF ORANGE COUNTY
Jointly with the
PLANNING & OPERATIONS COMMITTEE
August 6, 2018, 8:30 a.m.
MWDOC Conference Room 101

P&O Committee:
Director Osborne, Chair
Director Tamaribuchi
Director Yoo Schneider

Staff: R. Hunter, K. Seckel, J. Berg, H. De La Torre, K. Davanaugh

Ex Officio Member: Director Barbre

MWDOC Committee meetings are noticed and held as joint meetings of the Committee and the entire Board of Directors and all members of the Board of Directors may attend and participate in the discussion. Each Committee has designated Committee members, and other members of the Board are designated alternate committee members. If less than a quorum of the full Board is in attendance, the Board meeting will be adjourned for lack of a quorum and the meeting will proceed as a meeting of the Committee with those Committee members and alternate members in attendance acting as the Committee.

PUBLIC COMMENTS - Public comments on agenda items and items under the jurisdiction of the Committee should be made at this time.

ITEMS RECEIVED TOO LATE TO BE AGENDIZED - Determine there is a need to take immediate action on item(s) and that the need for action came to the attention of the District subsequent to the posting of the Agenda. (Requires a unanimous vote of the Committee)

ITEMS DISTRIBUTED TO THE BOARD LESS THAN 72 HOURS PRIOR TO MEETING -- Pursuant to Government Code section 54957.5, non-exempt public records that relate to open session agenda items and are distributed to a majority of the Board less than seventy-two (72) hours prior to the meeting will be available for public inspection in the lobby of the District's business office located at 18700 Ward Street, Fountain Valley, California 92708, during regular business hours. When practical, these public records will also be made available on the District's Internet Web site, accessible at http://www.mwdoc.com.

DISCUSSION ITEM

1. STATUS OF THE ORANGE COUNTY WATER RELIABILITY STUDY 2018 UPDATE

2. PROPOSED WATER RELIABILITY PILOT PROGRAM BETWEEN MWDOC & IRWD FOR EXTRAORDINARY SUPPLY DURING MET ALLOCTIONS

INFORMATION ITEMS (The following items are for informational purposes only – background information is included in the packet. Discussion is not necessary unless a Director requests.)

3. LETTER OF SUPPORT FOR SOUTH COAST WATER DISTRICT'S COMPLETION OF THE FINAL ENVIRONMENTAL IMPACT REPORT: DOHENY OCEAN DESALINATION PROJECT

4. STATUS REPORTS

   a. Ongoing MWDOC Reliability and Engineering/Planning Projects
   b. WEROC
   c. Water Use Efficiency Projects
   d. Water Use Efficiency Programs Savings and Implementation Report

5. REVIEW OF ISSUES RELATED TO CONSTRUCTION PROGRAMS, WATER USE EFFICIENCY, FACILITY AND EQUIPMENT MAINTENANCE, WATER STORAGE, WATER QUALITY, CONJUNCTIVE USE PROGRAMS, EDUCATION, DISTRICT FACILITIES, and MEMBER-AGENCY RELATIONS

ADJOURNMENT

NOTE: At the discretion of the Committee, all items appearing on this agenda, whether or not expressly listed for action, may be deliberated, and may be subject to action by the Committee. On those items designated for Board action, the Committee reviews the items and makes a recommendation for final action to the full Board of Directors; final action will be taken by the Board of Directors. Agendas for Committee and Board meetings may be obtained from the District Secretary. Members of the public are advised that the Board consideration process includes consideration of each agenda item by one or more Committees indicated on the Board Action Sheet. Attendance at Committee meetings and the Board meeting considering an item consequently is advised.

Accommodations for the Disabled. Any person may make a request for a disability-related modification or accommodation needed for that person to be able to participate in the public meeting by telephoning Maribeth Goldsby, District Secretary, at (714) 963-3058, or writing to Municipal Water District of Orange County at P.O. Box 20895, Fountain Valley, CA 92728. Requests must specify the nature of the disability and the type of accommodation requested. A telephone number or other contact information should be included so that District staff may discuss appropriate arrangements. Persons requesting a disability-related accommodation should make the request with adequate time before the meeting for the District to provide the requested accommodation.

MEETING OF THE
BOARD OF DIRECTORS OF THE
MUNICIPAL WATER DISTRICT OF ORANGE COUNTY
Jointly with the
ADMINISTRATION & FINANCE COMMITTEE
August 8, 2018, 8:30 a.m.
MWDOC Conference Room 101

Committee
Director Thomas, Chair
Director Dick
Director Finnegan

Staff: R. Hunter, K. Seckel, C. Harris, K. Davanaugh, H. Chumpitazi

Ex Officio Member: Director Barbre

MWDOC Committee meetings are noticed and held as joint meetings of the Committee and the entire Board of Directors and all members of the Board of Directors may attend and participate in the discussion. Each Committee has designated Committee members, and other members of the Board are designated alternate committee members. If less than a quorum of the full Board is in attendance, the Board meeting will be adjourned for lack of a quorum and the meeting will proceed as a meeting of the Committee with those Committee members and alternate members in attendance acting as the Committee.

PUBLIC COMMENTS - Public comments on agenda items and items under the jurisdiction of the Committee should be made at this time.

ITEMS RECEIVED TOO LATE TO BE AGENDIZED - Determine there is a need to take immediate action on item(s) and that the need for action came to the attention of the District subsequent to the posting of the Agenda. (Requires a unanimous vote of the Committee)

ITEMS DISTRIBUTED TO THE BOARD LESS THAN 72 HOURS PRIOR TO MEETING -- Pursuant to Government Code section 54957.5, non-exempt public records that relate to open session agenda items and are distributed to a majority of the Board less than seventy-two (72) hours prior to the meeting will be available for public inspection in the lobby of the District's business office located at 18700 Ward Street, Fountain Valley, California 92708, during regular business hours. When practical, these public records will also be made available on the District's Internet Web site, accessible at http://www.mwdoc.com.

PROPOSED BOARD CONSENT CALENDAR ITEMS

1. TREASURER'S REPORT
   a. Revenue/Cash Receipt Report – July 2018
   b. Disbursement Approval Report for the month of August 2018
   c. Disbursement Ratification Report for the month of July 2018
   d. GM Approved Disbursement Report for the month of July 2018
   e. Water Use Efficiency Projects Cash Flow – July 31, 2018
   f. Consolidated Summary of Cash and Investment – June 2018
   g. OPEB Trust Fund monthly statement

2. FINANCIAL REPORT
   a. Draft Combined Financial Statements and Budget Comparative for the Period ending June 30, 2018
   b. Quarterly Budget Review (deferred to FY 2017-18 Audited Annual Financials)

DISCUSSION ITEM

3. OTHER POST EMPLOYEE BENEFITS (OPEB) ACTUARIAL REVIEW

4. GRANT ASSISTANCE PROGRAM UPDATE

ACTION ITEMS

5. AUTHORIZE EXTENSION OF AGREEMENT FOR SOCIAL MEDIA CONSULTING SERVICES FOR UP TO SIX MONTHS

6. AUTHORIZE ATTENDANCE AT THE WEFTEC CONFERENCE, SEPTEMBER 29 – OCTOBER 3, 2018, NEW ORLEANS, LA

7. REVISION TO MWDOC ADMINISTRATIVE CODE SECTION 8000

INFORMATION ITEMS – (THE FOLLOWING ITEMS ARE FOR INFORMATIONAL PURPOSES ONLY – BACKGROUND INFORMATION IS INCLUDED IN THE PACKET. DISCUSSION IS NOT NECESSARY UNLESS REQUESTED BY A DIRECTOR.)

8. SEMI-ANNUAL OVERTIME REPORT

9. DIRECTORS ACTIVITIES REPORT

10. SOLE SOURCE CONTRACT FOR MEANS CONSULTING LLC FOR SUPPORT SERVICES ON METROPOLITAN ISSUES/STRATEGIC GUIDANCE

11. DEPARTMENT ACTIVITIES REPORTS
    a. Administration
    b. Finance and Information Technology

12. MONTHLY WATER USAGE DATA, TIER 2 PROJECTION, AND WATER SUPPLY INFORMATION

13. HEALTH BENEFIT RATES FOR 2019

OTHER ITEMS

14. REVIEW ISSUES REGARDING DISTRICT ORGANIZATION, PERSONNEL MATTERS, EMPLOYEE BENEFITS FINANCE AND INSURANCE

ADJOURNMENT

NOTE: At the discretion of the Committee, all items appearing on this agenda, whether or not expressly listed for action, may be deliberated, and may be subject to action by the Committee. On those items designated for Board action, the Committee reviews the items and makes a recommendation for final action to the full Board of Directors; final action will be taken by the Board of Directors. Agendas for Committee and Board meetings may be obtained from the District Secretary. Members of the public are advised that the Board consideration process includes consideration of each agenda item by one or more Committees indicated on the Board Action Sheet. Attendance at Committee meetings and the Board meeting considering an item consequently is advised.
Accommodations for the Disabled. Any person may make a request for a disability-related modification or accommodation needed for that person to be able to participate in the public meeting by telephoning Maribeth Goldsby, District Secretary, at (714) 963-3058, or writing to Municipal Water

District of Orange County at P.O. Box 20895, Fountain Valley, CA 92728. Requests must specify the nature of the disability and the type of accommodation requested. A telephone number or other contact information should be included so that District staff may discuss appropriate arrangements. Persons requesting a disability-related accommodation should make the request with adequate time before the meeting for the District to provide the requested accommodation.

MEETING OF THE
BOARD OF DIRECTORS OF THE
MUNICIPAL WATER DISTRICT OF ORANGE COUNTY
Jointly with the
PUBLIC AFFAIRS AND LEGISLATION COMMITTEE
August 13, 2018, 8:30 a.m.
Conference Room 101

Committee:
Director Dick, Chair
Director Thomas
Director Tamaribuchi

Staff: R. Hunter, K. Seckel, H. Baez, D. Micalizzi, T. Dubuque, T. Baca

Ex Officio Member: Director Barbre

MWDOC Committee meetings are noticed and held as joint meetings of the Committee and the entire Board of Directors and all members of the Board of Directors may attend and participate in the discussion. Each Committee has designated Committee members, and other members of the Board are designated alternate committee members. If less than a quorum of the full Board is in attendance, the Board meeting will be adjourned for lack of a quorum and the meeting will proceed as a meeting of the Committee with those Committee members and alternate members in attendance acting as the Committee.

PUBLIC PARTICIPATION
Public comments on agenda items and items under the jurisdiction of the Committee should be made at this time.

ITEMS RECEIVED TOO LATE TO BE AGENDIZED - Determine there is a need to take immediate action on item(s) and that the need for action came to the attention of the District subsequent to the posting of the Agenda. (Requires a unanimous vote of the Committee)

ITEMS DISTRIBUTED TO THE BOARD LESS THAN 72 HOURS PRIOR TO MEETING --
Pursuant to Government Code section 54957.5, non-exempt public records that relate to open session agenda items and are distributed to a majority of the Board less than seventy-two (72) hours prior to the meeting will be available for public inspection in the lobby of the District's business office located at 18700 Ward Street, Fountain Valley, California 92708, during regular business hours. When practical, these public records will also be made available on the District's Internet Web site, accessible at http://www.mwdoc.com.

DISCUSSION ITEMS

1. LEGISLATIVE ACTIVITIES
   a. Federal Legislative Report (Barker)
   b. State Legislative Report (BBK)
   c. County Legislative Report (Lewis)
   d. Legal and Regulatory Report (Ackerman)
   e. MWDOC Legislative Matrix

2. OVERVIEW OF DRAFT COMMUNICATIONS PROGRAM AND PLAN

ACTION ITEMS

3. TRAVEL TO WASHINGTON, DC TO COVER FEDERAL ADVOCACY INITIATIVES

4. TRAVEL TO SACRAMENTO TO COVER STATE ADVOCACY ISSUES

5. ISDOC CALL FOR NOMINATIONS

6. H.R. 6147 - DEPARTMENT OF INTERIOR APPROPRIATIONS

INFORMATION ITEMS (THE FOLLOWING ITEMS ARE FOR INFORMATIONAL PURPOSES ONLY – BACKGROUND INFORMATION IS INCLUDED IN THE PACKET. DISCUSSION IS NOT NECESSARY UNLESS REQUESTED BY A DIRECTOR.)

7. EDUCATION AND SCOUTS PROGRAMS UPDATE

8. INSPECTION TRIP SCHEDULE 2018-19

9. PUBLIC AFFAIRS ACTIVITIES REPORT

OTHER ITEMS

10. REVIEW ISSUES RELATED TO LEGISLATION, OUTREACH, PUBLIC INFORMATION ISSUES, AND MET

ADJOURNMENT

NOTE: At the discretion of the Committee, all items appearing on this agenda, whether or not expressly listed for action, may be deliberated, and may be subject to action by the Committee. On those items designated for Board action, the Committee reviews the items and makes a recommendation for final action to the full Board of Directors; final action will be taken by the Board of Directors. Agendas for Committee and Board meetings may be obtained from the District Secretary. Members of the public are advised that the Board consideration process includes consideration of each agenda item by one or more Committees indicated on the Board Action Sheet. Attendance at Committee meetings and the Board meeting considering an item consequently is advised.

Accommodations for the Disabled. Any person may make a request for a disability-related modification or accommodation needed for that person to be able to participate in the public meeting by telephoning Maribeth Goldsby, District Secretary, at (714) 963-3058, or writing to Municipal Water District of Orange County at P.O. Box 20895, Fountain Valley, CA 92728. Requests must specify the nature of the disability and the type of accommodation requested. A telephone number or other contact information should be included so that District staff may discuss appropriate arrangements. Persons requesting a disability-related accommodation should make the request with adequate time before the meeting for the District to provide the requested accommodation.

REGULAR MEETING
OF THE BOARD OF DIRECTORS
MUNICIPAL WATER DISTRICT OF ORANGE COUNTY
18700 Ward Street, Board Room, Fountain Valley, California
August 15, 2018, 8:30 a.m.

AGENDA

PLEDGE OF ALLEGIANCE

ROLL CALL

PUBLIC COMMENTS/PARTICIPATION

At this time, members of the public will be given an opportunity to address the Board concerning items within the subject matter jurisdiction of the Board. Members of the public may also address the Board about a particular Agenda item at the time it is considered by the Board and before action is taken. If the item is on the Consent Calendar, please inform the Board Secretary before action is taken on the Consent Calendar and the item will be removed for separate consideration.

The Board requests, but does not require, that members of the public who want to address the Board complete a voluntary "Request to be Heard" form available from the Board Secretary prior to the meeting.

ITEMS RECEIVED TOO LATE TO BE AGENDIZED

Determine need and take action to agendize items(s) which arose subsequent to the posting of the Agenda. (ROLL CALL VOTE: Adoption of this recommendation requires a two-thirds vote of the Board members present, or, if less than two-thirds of the Board members are present, a unanimous vote of those members present.)

ITEMS DISTRIBUTED TO THE BOARD LESS THAN 72 HOURS PRIOR TO MEETING

Pursuant to Government Code section 54957.5, non-exempt public records that relate to open session agenda items and are distributed to a majority of the Board less than seventy-two (72) hours prior to the meeting will be available for public inspection in the lobby of the District's business office located at 18700 Ward Street, Fountain Valley, California 92708, during regular business hours. When practical, these public records will also be made available on the District's Internet Web site, accessible at http://www.mwdoc.com.

EMPLOYEE SERVICE AWARD

NEXT RESOLUTION NO. 2074

CONSENT CALENDAR (Items 1 to 8)

(All matters under the Consent Calendar will be approved by one motion unless a Board member requests separate action on a specific item)

1. MINUTES

a. July 3, 2018 Workshop Board Meeting
b. July 18, 2018 Regular Board Meeting

Recommendation: Approve as presented.

2. COMMITTEE MEETING REPORTS

a. Planning & Operations Committee Meeting: July 2, 2018
b. Administration & Finance Committee Meeting: July 11, 2018
c. Public Affairs & Legislation Committee Meeting: July 16, 2018
d. Executive Committee Meeting: July 19, 2018
e. MWDOC/OCWD Joint Planning Committee Meeting: July 25, 2018

Recommendation: Receive and file as presented.

3. TREASURER'S REPORTS

a. MWDOC Revenue/Cash Receipt Register as of July 31, 2018
b. MWDOC Disbursement Registers (July/August)

Recommendation: Ratify and approve as presented.

c. Summary of Cash and Investment and Portfolio Master Summary Report (Cash and Investment report) as of June 30, 2018
d. PARS Monthly Statement (OPEB Trust)
e. Water Use Efficiency Projects Cash Flow

Recommendation: Receive and file as presented.

4. FINANCIAL REPORT

a. Draft Combined Financial Statements and Budget Comparative for the Period ending June 30, 2018
b. Quarterly Budget Review (deferred to FY 2017-18 Audited Annual Financials)

Recommendation: Receive and file as presented.

5. AUTHORIZE EXTENSION OF AGREEMENT FOR SOCIAL MEDIA CONSULTING SERVICES FOR UP TO SIX MONTHS

Recommendation: Authorize the General Manager to extend the agreement with HashtagPinpoint Corporation (#P) to provide Social Media Consulting Services to the District. This agreement secures services currently provided by #P on a month to month basis for a period of up to six months, or until the District's current Request For Proposals (RFP) process for Strategic Digital Communications Services - No. PA0618-001 - have concluded.

6. REVISION TO MWDOC ADMINISTRATIVE CODE SECTION 8000

Recommendation: Approve the revision to MWDOC Administrative Code Section 8000.

7. TRAVEL TO WASHINGTON, DC TO COVER FEDERAL ADVOCACY INITIATIVES

Recommendation: Approve travel expenses as reported.

8. TRAVEL TO WASHINGTON, DC TO COVER STATE ADVOCACY ISSUES

Recommendation: Ratify travel expenses as reported.

End Consent Calendar

ACTION ITEMS

9-1 AUTHORIZE ATTENDANCE AT THE WEFTEC CONFERENCE, SEPTEMBER 29-OCTOBER 3, 2018, NEW ORLEANS, LA

Recommendation: Authorize attendance by one Director (no staff) to the WEFTEC Conference to be held September 29-October 3, 2018 in New Orleans.

9-2 H.R. 6147 - DEPARTMENT OF INTERIOR APPROPRIATIONS

Recommendation: The Public Affairs & Legislation Committee will review this item on August 13, 2018 and make a recommendation to the Board.

9-3 ISDOC CALL FOR NOMINATIONS

Recommendation: The Public Affairs & Legislation Committee will review this item on August 13, 2018 and make a recommendation to the Board.

INFORMATION CALENDAR (All matters under the Information Calendar will be Received/Filed as presented following any discussion that may occur)

10. GENERAL MANAGER'S REPORT, AUGUST 2018 (ORAL AND WRITTEN)

Recommendation: Receive and file report(s) as presented.

11. MWDOC GENERAL INFORMATION ITEMS

a. Board of Directors - Reports re: Conferences and Meetings
b. Requests for Future Agenda Topics

Recommendation: Receive and file as presented.

ADJOURNMENT

Note: Accommodations for the Disabled. Any person may make a request for a disability-related modification or accommodation needed for that person to be able to participate in the public meeting by contacting Maribeth Goldsby, District Secretary, at (714) 963-3058, or writing to Municipal Water District of Orange County at P.O. Box 20895, Fountain Valley, CA 92728. Requests must specify the nature of the disability and the type of accommodation requested. A telephone number or other contact information should be included so that District staff may discuss appropriate arrangements. Persons requesting a disability-related accommodation should make the request with adequate time before the meeting for the District to provide the requested accommodation.

GENERAL MANAGER'S REPORT OF STAFF ACTIVITIES AUGUST 2018

Managers' Meeting	MWDOC held its Member Agency Managers' meeting at its office in Fountain Valley on Thursday, July 19, 2018. In attendance were Lisa Ohlund (EOCWD), Brian Ragland (HB), Paul Cook and Paul Weghorst (IRWD), Chris Regan (LBCWD), Paul Shoenberger (Mesa Water), Drew Atwater (MNWD), John Kennedy (OCWD), Dan Ferons (SMWD), David Spitz (Seal Beach), Jerry Vilander (Serrano WD), Michael Perea (TCWD), Art Valenzuela (Tustin), Roseanne Weston (YLWD), Joe McDivitt and Tom Eastman (SCWD), Harvey De La Torre, Melissa Baum-Haley, Charles Busslinger, Kevin Hostert, Heather Baez, Kelly Hubbard, Rachel Waite and Chris Lingad MWDOC Staff: The agenda included the following: 1. Update on CA WaterFix 2. OC Water Reliability Study Schedule Update 3. Launch of MWDOC's Landscape Transformation Program 4. LAFCO Policy & Procedures 5. Conservation Legislation ACWA Toolkit 6. Legislative Reports 7. WEROC Matrix 8. Grant Funding Opportunities The next meeting is scheduled for August 16, 2018.
Meetings	Karl Seckel, Charles Busslinger, and Chris Lingad met with EOCWD staff on July 23, 2018 to discuss details of conducting a meter test for OC-70. Other issues relative to OC-70 were discussed. Charles Busslinger attended a meeting with MET staff on July 26, 2018 to discuss a planned shutdown of the Orange County Feeder (OCF). The shutdown is necessary to make lining repairs to the OCF within Bristol Street, between Willits Street and the I-405, including the section directly in front of South Coast Plaza. Due to the high traffic volumes during Christmas shopping season, the shutdown is scheduled for Feb. 18th to Aug. 9th 2019. Karl Seckel, MWDOC Director Sat Tamaribuchi, Garry Brown, Executive Director for OC Coastkeeper and I discussed the status of a number of habitat development projects in the Delta with Curt Schmutte and Alison Collins from MET to get more information on how the projects are progressing.

	Karl Seckel and Kevin Hostert met with the City of Newport Beach on the CM-1 service connection operations. MET is leaning towards not doing any improvements at the facility which will result in water quality in the pipeline just upstream of this facility not meeting drinking water standards. To begin deliveries at CM-1, MET has to drain the line, flush it, refill it and take and confirm bacteriological samples prior to start-up, a process that may take 5 days or so. Newport Beach will discuss this issue with Laguna Beach and provide input to MWDOC regarding resolution of this issue. A field meeting was held between MET and MWDOC regarding the potential change-out of the venturi meter at CM-12 with a mag meter to provide an expanded range of operations. MET is requesting a design deposit of $52,000 to prepare a preliminary design and cost estimate for the change out of the meter. CM-12 provides service to the Aufdenkamp line and delivers water into Laguna Beach.

MET ITEMS CRITICAL TO ORANGE COUNTY

MET's Water Supply Conditions	**2018 Water Supply Balance** The Northern California accumulated precipitation (8-Station Index) is reporting ***40.9 inches or 84% of normal*** as of July 23. In the month of July 2018, accumulated precipitation reached 0.1 inches, which is ***0.1 inches below normal*** compared to the historical average. The Northern Sierra Snowpack peaked at 12.3 inches on April 1st, which is ***43% of normal***. Lake Oroville storage is at 57% capacity and 76% percent of normal. The San Luis Reservoir has a current volume of 47% of the reservoirs total capacity. In May, the Department of Water Resources (DWR) increased the State Water Project (SWP) "Table A" allocation to 35%, giving Metropolitan approximately 683 thousand acre-feet (TAF) in SWP deliveries this water year. Metropolitan staff does not anticipate any further changes to this allocation. On the Colorado River system, snowpack is measured across four states in the Upper Colorado River Basin. As of April 15, 2018, snowpack measured at 74% of normal for that date. The ongoing decline in the Colorado River watershed has impacted storage levels in Lake Powell and Lake Mead, which in turn affects the likelihood of surplus or shortage conditions in the future. The Bureau of Reclamation is projecting that there is a 0% chance of a shortage on the Colorado River in 2019, increasing to about 52% in 2020. With estimated total demands and losses of 1.63 million acre-feet (MAF), Metropolitan is projecting that demands will equal supply levels in CY 2018. Based on this, estimated total dry-year storage for Metropolitan at the end of CY 2018 will go down to 2.5 MAF.

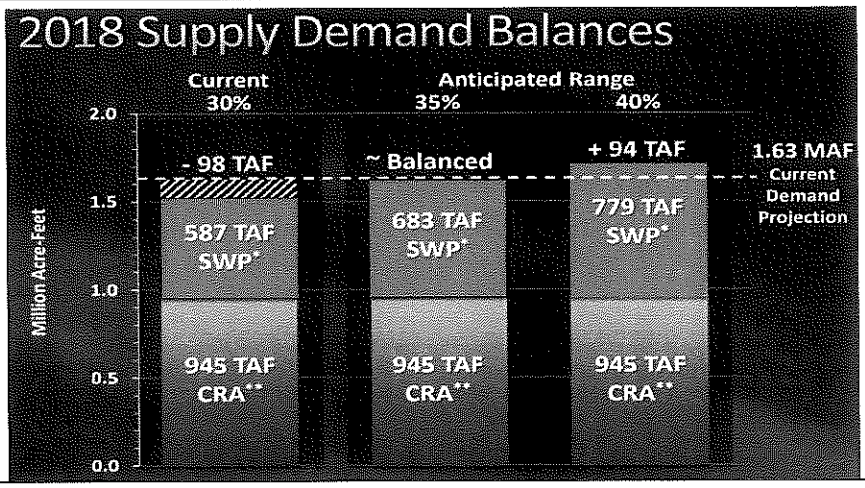

Colorado River Issues

Colorado River Basin States Principals Meetings

Following Bureau of Reclamation Commissioner Brenda Burman's meetings with representatives of both the Upper and Lower Basins in May 2018, the Principals of the seven Colorado River Basin States met in Santa Fe during the week of June 18-21 to discuss steps needed to finalize drought contingency plans and to provide updates on other basin related matters.

On June 18, the Lower Basin Principals met with the Commissioner and staff from Reclamation's Lower Colorado Region to identify steps needed to reach a final Lower Basin Drought Contingency Plan (LBDCP) this year. At this meeting, representatives from the state of Arizona and the Central Arizona Water Conservation District conveyed their willingness to reengage in the LBDCP development discussions with the other states, and to establish a process for developing public involvement and support within Arizona.

At the Basin States Principals meeting on June 19, the representatives of the Upper Basin States, Lower Basin States, and the Bureau of Reclamation all agreed to the goal of reaching final drought contingency plans for both the Upper and Lower Basin by December 12-14, 2018 when the Colorado River Water Users' Association holds its annual conference in Las Vegas. The Principals identified a small group of representatives who are charged with completing the documents necessary to meet this goal. A staff person from Metropolitan was included in this small group and attended meetings of the small group on June 25 and 27. If negotiations are successful, the LBDCP and related agreements would be brought before Metropolitan's Board for consideration in November or December of this year.

Colorado River Board of California Rules Changes

At its June 13 meeting, the Colorado River Board of California (CRB) voted 6 – 3 in favor of making changes to the CRB's Rules and Regulations. The changes included a provision establishing the election of the Chairperson of the CRB every four years, beginning January 2019, as well as other minor and

Colorado River Issues (Continued)	technical updates. Pursuant to state statute, the Chairperson of the CRB serves as the Colorado River Commissioner for the state of California. On June 14, the then-current Chairperson of the CRB, Bart Fischer (representing Palo Verde Irrigation District) announced that he would be stepping down as Chairperson of the CRB effective the following week. The CRB may vote for a new Chairperson at its next meeting on July 11, 2018 in Ontario. **State of the Science Report-Hydrology and Climate Information in the Colorado River Basin** Metropolitan, Southern Nevada Water Authority, Central Arizona Water Conservation District, Denver Water, and the State of Colorado have agreed to fund development of a State of the Science Report which is planned to address: • The state of knowledge regarding the climatic and hydrologic processes and variables that drive stream-flow outcomes in the Colorado River Basin, including an assessment of the magnitude of effect attributed to each climatic and hydrologic variable; • Scientific advances in hydrologic forecasts, climate and hydrology projections, and climate downscaling techniques and approaches, including an assessment of innovative or novel approaches that would add value; • Scientific advances in observation techniques and observing systems necessary for hydrologic forecasts and climate and hydrology projections in the Colorado River Basin; and • An evaluation of the level of certainty of the state of knowledge, including the identification of crucial gaps and weaknesses in the state of knowledge. The development of the report is intended to be a collaborative undertaking among the parties and other Colorado River stakeholders. Metropolitan will contribute $50,000 to develop the report, which is expected to be completed in one year. Metropolitan staff will inform the Board when the report is completed.
Bay Delta/State Water Project Issues	**State Water Resources Control Board** Metropolitan staff is participating in the Sutter Bypass workgroup, which is identifying research needs in the Sutter Bypass to better understand benefits of this habitat to juvenile salmonids. In June, the workgroup met to discuss initial results of a pilot study conducted this year studying fish growth and food availability in the Sutter Bypass. Results of the pilot study highlighted the different ways in which water moves through the bypass during flood and non-flood events. Even during non-flood events (when the weirs are not overtopped) backwater from the Feather and Sacramento Rivers results in flooding of the lower bypass, which may have benefits for food production and

Bay Delta/State Water Project Issues (continued)	fish growth. The group is seeking funding to implement the full study next year. Metropolitan staff met with USBR, National Oceanic and Atmospheric Administration and the State Water Contractors to demonstrate a salmon entrainment model that ICF consultants developed that can be used to evaluate loss and salvage at the export facilities under different environmental and operational scenarios. The model predicts weekly salvage of salmonids based on a suite of variables that can be forecasted one month into the future. All agencies see value in using this as an additional tool in the decision making process to inform water project export operations throughout the year. Metropolitan staff is participating in the Structured Decision Making for Scientific Management in the Bay-Delta (Delta SDM) process, sponsored by USBR and the Delta Science Program, to provide technical input. The process is facilitated by Dr. James Peterson of Oregon State University. The purpose of the Delta SDM process is to generate stakeholder decision support models for salmon and Delta Smelt that can be used to identify priorities for implementation. Metropolitan staff continued participating in the Collaborative Science and Adaptive Management Program (CSAMP), including participation on the Collaborative Adaptive Management Team (CAMT). On May 22, Metropolitan staff participated in the CAMT Delta Salmonid Research Workshop. The workshop provided an opportunity for researchers and managers working in the Delta to interact, discuss needs and challenges, and explore opportunities for addressing those needs and challenges together. The workshop was specifically designed to promote dialog between scientists doing research on salmonids in the Delta, and managers that use that science to make decisions and direct funding. The workshop revolved around a set of management questions that reflect management needs for information. Metropolitan staff is participating in the CAMT salmon subcommittee, which is currently summarizing information learned at the workshop to present to CAMT and CSAMP. Outcomes from the workshop will be used to prioritize future funding investments in salmon studies and actions. **Delta Flood Emergency Management Plan** DWR continues to develop and refine the Emergency Response Tool (ERT), which is a modeling tool to analyze proposed emergency response actions to respond to catastrophic levee failures in the Delta. The ERT now includes a water quality component, which is integral to determining water quality conditions for export resumption following levee failure emergencies. The ERT has the capability to evaluate freshwater conveyance independent of other levee repairs in the Delta. The ERT analysis shows that short term Sacramento River and San Joaquin River reservoir releases in conjunction with emergency freshwater pathway development and channel diversions provide limited but early export resumption and increased exports associated with pathway restoration.

Orange County Reliability Study	Staff and CDM Smith are working diligently to complete the 2018 Orange County Water Reliability Study Update by the end of August 2018.
East Orange County Feeder No. 2	MWDOC has been discussing concepts for pumping groundwater into the EOCF No. 2 for conveyance to SOC during an emergency event. MWDOC staff had a preliminary discussion with MET senior staff at a February 8, 2018 meeting. A follow-up meeting was held on June 18, 2018 to continue working on these concepts. MET has assigned a senior staff member (Mickey Chaudhuri – MET Assistant Chief of Operations) to be the MET lead for this effort. MWDOC staff will continue to pursue these concepts and will facilitate meetings between MWDOC and MET's legal counsels as necessary.
South Orange County Projects	**SMWD Trampas Canyon Recycled Water Reservoir** The project is designed to create 5,000 acre-feet of recycled water storage capacity and will be the largest surface water reservoir in South Orange County. The Notice to Proceed was issued January 30, 2018 and the project is currently projected to conclude on or before mid-March 2020. **San Juan Watershed Project** Santa Margarita Water District (SMWD) continues working on the San Juan Watershed Project. Phase 1 is designed to capture 30 - 2,000 AFY (average of 700 AFY) of wet and dry weather urban runoff through the installation of rubber dams along the lower portion of San Juan Creek. Subsequent project phases are planned to introduce recycled water into San Juan Creek for infiltration into the groundwater basin. The Draft Program Environmental Impact Report (Draft PEIR) was circulated for a 65-day public review period, which ended February 23, 2017. The PEIR was originally scheduled for adoption in March 2018. Due to the complexity of some of the issues associated with the steelhead trout which were raised during the public comment period, additional environmental studies are required. SMWD Board adoption of the PEIR has been postponed until the required studies are completed. **Other Information on South County Projects:** **Expansion of the South County Interconnection Project** An agreement completed in 2006 resulted in an investment by South Orange County (SOC) agencies in the Irvine Ranch Water District (IRWD) system to allow exchanges of water to be delivered by IRWD into SOC under emergency situations. Project capacity was committed by IRWD to move up to 30 cfs of emergency supplies whereas the agreement allows moving up to 50 cfs, not to exceed 3,000 AF per emergency event. In accordance with the Agreement with IRWD, the monthly emergency capacity committed to the SOC agencies declines over time with zero capacity available in the months of July through September beginning in 2020 and goes to zero in all months by 2030. Under

South Orange County Projects (continued)	all circumstances IRWD will provide best efforts to help with emergency supplies. The Board awarded a contract to Dudek on April 18, 2018 to study the ability/constraints of IRWD's system to move water through their system to SOC agencies into the future. A kick-off meeting with IRWD staff, MWDOC staff, and Dudek was held May 14, 2018, and a draft report is anticipated in September 2018. MWDOC is also continuing to work on other options with OCWD and MET to move groundwater via the EOCF#2 to SOC during emergency events. Meetings with MET senior staff were held in February and June 2018 (see above). MET has assigned a senior staff member as the MET lead for this effort. MWDOC staff will continue to pursue these options. **Laguna Beach County Water District Groundwater Project with Newport Beach** MWDOC, MET, Laguna Beach County Water District and the City of Newport Beach have been working to activate Laguna Beach County's access to 2,025 AF of groundwater from within the Orange County Water District Basin. Deliveries began in September 2016. MWDOC staff met individually with Laguna Beach County and Newport Beach in August 2017 to discuss possible future facility and operational modifications to the MET system as LBCWD now sources some of its supplies from the basin. Meetings were held on February 8th and June 18, 2018 between MWDOC staff and senior MET staff to discuss a series of alternatives for CM-1; and the concurrent ability to deliver MET water and groundwater to LBCWD through Newport Beach's water system. MET has indicated that it would prefer to leave the CM-1 facility 'as-is' due to the cost of the alternatives. Current operations allows water to become stagnant at the end of the pipeline between CM-8 and CM-1. Under current procedures MET needs about a week to drain, refill, and confirm bacteria tests before they can serve water through CM-1. MWDOC staff is meeting with member agencies to discuss next steps. **Camp Pendleton Seawater Desalination Project** San Diego County Water Authority (SDCWA) is studying the feasibility of a desalination project at the southwest corner of Camp Pendleton Marine Corps Base adjacent to the Santa Margarita River. The project is still in the feasibility study stage and SDCWA is conducting geological surveys, analyzing intake options, and studying the effect on ocean life and routes to bring desalinated water to SDCWA's delivery system. Michael Baker International has been retained to conduct the intake study and they are looking to lease the Doheny Mobile Test Facility from MWDOC and the Doheny Desal Participants. The intake study has been postponed until late 2018 or may be discontinued due to the permitting requirement of completing a full EIR for a simple temporary test facility.

ENGINEERING & PLANNING

Orange County Reliability Study	A detailed write-up on the Orange County Reliability Study was provided at the 8-16-18 Planning & Operations Committee Meeting.
South Orange County Emergency Service Program	A kick-off meeting was held on May 14, 2018 with consultant Dudek, IRWD staff, and MWDOC staff to study IRWD's ability to convey groundwater via an interconnection with South Orange County water agencies under emergency supply conditions. Several additional meetings have been held to review hydraulics and model settings. A draft report on the findings is anticipated in September 2018.
Workshop with B&V Engineers and Hazen & Sawyer Consultants	MWDOC staff is working with Ed Means to host a workshop on August 31, 2018 on integrating potential local water supply projects into the OC water system; such as Poseidon, Doheny or the groundwater pump-in project. The concern is that these local projects may be implemented by others, without fully accounting for the water quality considerations and other issues, which could result in unintended consequences. MWDOC's goal is to try to fully understand the associated issues prior to any of these projects going on-line. The intended outcome of the workshop is to develop scopes of work for follow-up.
Strand Ranch Project	A detailed presentation on the Strand Ranch Project was provided at the 8-6-18 Planning & Operations Committee Meeting.
Upcoming Issues with MET	MET Evaluation of Regional Storage Portfolio (ERSP) On April 30, 2018, MET held the first ERSP member agency workshop to discuss the update of emergency criteria and re-evaluation of Metropolitan's Emergency Storage Requirement. A follow-up workshop is scheduled on August 29, 2018 to continue the discussion.
Poseidon Resources	On July 18, 2018 OCWD's Board approved a new non-binding 2018 Water Reliability Agreement (Term Sheet) with Poseidon Resources. The major changes in the new 2018 Term Sheet include: 1. The rate OCWD pays Poseidon Resources for water is no longer indexed to the MWD water supply rate. OCWD would pay Poseidon's documented cost of service along with an agreed to return on equity. This approach is modeled after the San Diego County Water Authority and Poseidon Resources agreement for the Carlsbad Ocean Desalination Facility. 2. The new Term Sheet calls for a 30 to 35-year contractual partnership with Poseidon rather than the 2015 Term Sheet 50-year partnership. The exact length of the contract would be negotiated with the final Water Purchase Contract. A longer contract duration allows for the project capital cost to be amortized over a longer time period resulting in a lower project unit cost; however, the total payments made to Poseidon are greater.

Poseidon Resources (continued)

3. OCWD would assume the risk for electricity rate increases. Under the 2015 Term Sheet, Poseidon was taking on this risk. This represents a philosophical change in how to deal with future electricity rate increases for the following reasons:
   a. Allocating this risk onto Poseidon was not free. Poseidon would have had to charge OCWD a higher rate due to this cost exposure.
   b. With OCWD agreeing to pay the actual cost of electricity, OCWD should be able to negotiate a slightly lower overall rate for the water.
   c. If future electricity prices do increase excessively, it will impact the entire water industry and many water supply sources.
   d. Power cost have remained flat or even decreased in recent years. Under the 2015 Term Sheet, this scenario would have resulted in additional profit for Poseidon. This is consistent with the 2018 Term Sheet approach of paying for Poseidon's actual cost.

   Average Southern California Edison electricity cost is currently estimated at $.086/kwh and is assumed to escalate at 2.5% annually for modeling purposes.

4. OCWD would retain the lead role in developing all aspects of the distribution plan. However, there is now an option to have Poseidon Resources take responsibility for financing and constructing facilities distributing potable water to OCWD, Producers and other retail water agencies.

   With this option, Poseidon would coordinate the timing of constructing the treatment plant with constructing the distribution facilities to serve potable water to customers.

	2015 Term Sheet	2018 Term Sheet
Treatment Plant	Poseidon responsible to develop	Poseidon responsible to develop
Distribution System	OCWD responsible to develop	OCWD to oversee development of distribution system. Includes option to have Poseidon responsible to construct/finance distribution system that serves potable water to participating retail agencies. OCWD can purchase distribution system constructed by Poseidon in future.

Poseidon Resources (continued)

Contract Duration	50 years	30 or 35 Years
Price OCWD Pays for Water	Initially negotiate a rate of up to 20% above MWD rate for first 1 years. Up to 15% above the MWD rate for the second ten year period, and so forth. Negotiate a minimum annually rate increase. Compare rate against Poseidon's actual cost in future years and adjust the rate if necessary.	Pay Poseidon's actual cost plus a negotiated return on equity
SCE Electricity Rate Increases	Poseidon responsibility	OCWD responsibility
End of Contract	Project becomes property of OCWD	Project becomes property of OCWD
Water Quality	Must meet all legal standards and be mutually agreeable to all parties	Must meet all legal standards and be mutually agreeable to all parties
Delivery of Water	OCWD initially responsible to take 56,000 acre-feet per year	OCWD initially responsible to take 56,000 acre-feet per year

Updated Estimated Project Unit Cost

Item	Unit Cost (30 Year Option)	Unit Cost (35 Year Option)
Estimated Year 2022 Treatment Plant Unit Cost	$1,916/AF	$1,854/AF
Estimate (Placeholder) for Distribution System Cost	$350/ AF	$350/ AF
MWD LRP subsidy	($475/AF)	($475/AF)
Total Project Unit Cost	**$1,791/ AF**	**$1,729/AF**
Estimated 2022 MWD Rate (assuming 4.1% annual increase – includes $80/AF for RTS & Capacity Charge)	$1,255/AF	$1,255/AF
Difference	$536/AF	$481/AF

Permitting

Work is still proceeding by the Santa Ana Regional Water Quality Control Board ("SARWQCB") to consider the NPDES permit and Ocean Plan

Poseidon Resources (continued)	Amendment compliance for the Poseidon Project. It is anticipated that the SARWQCB will act on the permit in the next 6 months.
SMWD Rubber Dams Project	The Draft Program Environmental Impact Report (EIR) was circulated for a 65-day public review period, which ended February 23, 2017. The EIR was originally scheduled for adoption in March 2018. Due to the complexity of some of the issues associated with the steelhead trout, SMWD Board adoption of the EIR has been postponed until additional study work is completed.
Doheny Ocean Desalination Project	South Coast WD Doheny Ocean Desalination Project Draft Environmental Impact Report (EIR) has been released for public comments. The deadline to submit public comments was August 6, 2018. MWDOC staff submitted a letter of support for the project. A Request for Qualifications (RFQ) for a 3rd party legal firm to assist with Design-Build-Operate (DBO) contract development was released and 5 proposals were received. The proposals are being reviewed and it is anticipated that the South Coast WD Board will consider awarding a contract in August or September 2018. South Coast WD submitted an application for an $18 million grant for project construction through Bureau of Reclamation "Water SMART: Desalination Construction Projects under the WIIN Act" in time to meet the July 27, 2018 deadline.

EMERGENCY PREPAREDNESS

Coordination with WEROC Member Agencies	Ongoing: WEROC, with Michal Baker as the lead consultant, is facilitating 19 agencies through the process of updating the Orange County Water and Wastewater Multi-Jurisdictional Hazard Mitigation Plan. Update: Francisco Soto has been working with the consultant and participating agencies to finalize the public review draft of the Hazard Mitigation Plan. The plan is scheduled to for a public review process in August 2018 and will be submitted to California Office of Emergency Services (CalOES) in September 2018. Public review involves the draft plan being posted on participating agencies websites and social media platforms for review and comment. WEROC Radio Replacement Update: Francisco Soto continues to work with member agencies, Motorola, and the Sheriff's Communications staff to implement the OC 800 MHz radio system for WEROC. Francisco has been working with the Sheriff's Communication Division to provide two 800 MHz Radio trainings for WEROC member agencies. One training took place on July 25th, with the second

Coordination with WEROC Member Agencies (continued)	scheduled to take place on August 14th. Francisco has continued to work with City Agencies to program the WEROC channel into their existing 800 MHz radios, as well as coordinating with the Catalina Conservancy and MET to remove the old radio equipment for repeater sites. Lastly, Francisco has been working with Kelly Hubbard to create Standard Operation Procedures for the use of the new radio system. Karl Seckel and Kelly met with the General Manager, Betty Burnett, and the Environmental Compliance and Safety Manager, Sean Peacher, of the South Orange County Wastewater Authority (SOCWA). This is an annual meeting to review the WEROC program, the WEROC budget, SOCWA's support of WEROC and what services SOCWA may need support of in the coming year. Karl, Harvey De La Torre and Kelly also met with the new City of Orange Public Works Department Manager, Chris Cash, and Water Manager, Jose Diaz. Kelly was able to provide a quick intro on WEROC and how staff can support the City's water and sewer operations in a disaster. Karl and Harvey provided additional background on other MWDOC programs.
Training and Programs	Francisco attended the Agency Representative Training at the County Emergency Operations Center. The course focused on describing the purpose and responsibilities of an Agency Representative to the Emergency Operation Center and Incident Command Center. Agency Representative is a role WEROC and our member agencies would potential need to fulfill in a real event.
Coordination with the County of Orange	Kelly attended the July Orange County Emergency Management Organization (OCEMO) General Meeting and the OCEMO Exercise Design meeting. Updates on county-wide planning and coordination were discussed. The Operational Area has started its review and update of the Flood, Dam and Reservoir Annex. This was previously 2 separate documents that County Staff realized had many similarities and decided to combine the two plans. This plan review is very important for the WEROC Member Agencies that have certified dams under the Office of Dam Safety or that have operations in a flood area. Following the Oroville Dam Spillway Failure in 2017, the State of CA has changed the requirements for Dam Inundation Maps and Emergency Action Plans. It is critical for those agencies with dams to ensure they are participating in this county-wide process to create consistent plans that will work in coordination with each other. County and FEMA Recovery Exercise Update: WEROC staff is working with the County and FEMA on a Recovery Exercise on October 18, 2018 that involves responding to a 7.8 earthquake on the San Andreas Fault. The exercise scenario will begin 3 weeks after the earthquake and focus on recovery operations. The exercise is unique in that it is testing long term recovery concepts by focusing in on housing and infrastructure repair. Kelly participated in several follow-up calls with the County and FEMA to refine where water and wastewater utilities may be in the recovery process at this theoretical point in time and what concerns or issues may need to be resolved. This type of planning helps to ensure that the exercise is as realistic as possible, engages the WEROC staff and accomplishes needed policy discussions for future responses.

Coordination with the County of Orange (continued)	Ongoing: WEROC staff participation in the OA Agreement Revision Working Group. Update: Kelly met with the ISDOC Executive Committee to present the current status of the Working Group and OA Agreement revision process. Kelly informed the ISDOC Executive Committee that MWDOC has formally requested that WEROC be added to the OA Agreement as a direct voting member and discussed the potential of how this representation could impact ISDOC's representation to the OA Executive Board. Kelly will continue to work the ISDOC Executive Committee to receive a formal stance on changes to the OA Agreement to be presented to the OA Agreement Working Group. Kelly attended the AlertOC Working Group meeting to provide input into the OA Integrated Public Alert and Warning System (IPAWS)/Emergency Alert System (EAS)/AlertOC Request Form. The form is intended to allow agencies to request the County to send an emergency notification to the public on their behalf through any of the noted public notification. Currently IPAWS and EAS messages can only be sent by the County and four cities within OC. AlertOC can be used by most OC cities and public water systems, but this form can also be used for instances in which the local agencies for some reason cannot access AlertOC to send the message themselves. Water Utilities are being restricted from being able to request these types of notifications at this time as the county does not have water utility use of these systems written into the county-wide notification policy. Kelly is working with the County to remedy this gap in the policy.
EOC Readiness	The new 800 MHz Radio Control Station was installed at the WEROC SEOC. Kelly provided new MWDOC Staff training on the MWDOC Continuity of Operations Plan (COOP). This training is provided as needed quarterly for new staff. WEROC hosted First Aid, CPR, and AED training for MWDOC staff to meet the goal of all MWDOC staff being certified. WEROC will schedule this training on an annual basis. The training was made available to WEROC Member Agency staff as well. SOCWA, East Orange County WD, and City of Fullerton all sent staff. Janine Schunk attended an AlertOC training and met with the OA Staff in charge of the program to work through final corrections in the MWDOC/WEROC contact data within the reverse notification system.
Coordination with Outside Agencies	Kelly attended the California Office of Emergency Services (CalOES) Southern California Catastrophic Earthquake Plan (CAT Plan) briefing. The CalOES is updating the 2011 Plan and is asking for local government involvement in the process. It is important that WEROC participate in this planning process, as the State plans on using this document as a pre-scripted playbook for limited resources when responding to a major event. Kelly had the opportunity to meet with staff from the Santa Rosa Water Department to discuss their lessons learned in responding to the catastrophic Tubbs Fire in 2017. The Santa Rosa Water Department discovered Benzene contamination in their water system following the fire in certain areas of their community that had significant property loss. The Water Department went through a significant process of testing

Coordination with Outside Agencies (continued)	their system, evaluating what caused the contamination, and how to restore their system. They discussed with Kelly how they managed the coordination of water quality testing and resources, public communications and the ongoing restoration of their system. Kelly will be sharing these lessons learned with the WEROC member agencies at the August WEROC quarterly meeting. WEROC hosted one of several Department of Homeland Security (DHS) Southern California Water RRAP Information Security Workshops. The Southern California Water Regional Resiliency Assessment Program (RRAP) project is focused on the impacts of extreme events on the resilience of Southern California's water systems. The goal of this project is to provide insights to the California stakeholders on how to improve the resilience and security of the water systems from extreme events. The Southern California Water RRAP project builds on and extends the work of the 2016 California Central Valley Water System RRAP project. The data collection phase of the Southern California Water RRAP project has been completed and the Key Findings developed. The purpose of this meeting was to provide a status update to California stakeholders on the Key Findings and the proposed Resilience Enhancement Options and implementation activities that may assist water utilities to address any findings found in the reports. Kelly attended the CalOES Mutual Aid Regional Advisory Committee (MARAC) Quarterly meeting. Topics included updates on current mutual aid efforts statewide, new planning resources available and a round table on current preparedness efforts and concerns.

WATER USE EFFICIENCY

Metropolitan Water District of Southern California (MET) Program Advisory Committee (PAC)	On July 26, Rachel Waite attended Metropolitan's PAC meeting. Approximately 15 member agencies participated in the meeting. Agenda items included:
	
	• MWDOC's Spray-to-Drip (S2D) Evaluation Results
	  ○ Presented by Rachel Waite
	  ○ Included water savings analysis of the S2D Program
	• Landscape Program Updates
	  ○ CFLT Classes
	  ○ Landscape Audits
	
	The next PAC meeting is scheduled for August 23, 2018 at Metropolitan.

Metropolitan Water District (MET) Water Use Efficiency Workgroup	On July 19, Beth Fahl attended Metropolitan's Water Use Efficiency Workgroup meeting. Approximately 30 member agencies participated in the meeting. Agenda items included: • Launch of New Landscape Transformation Program

Metropolitan Water District (MET) Water Use Efficiency Workgroup (continued)	• Metropolitan Water District July Board Presentation
	  ○ 2018 Innovative Conservation Program Selections and History
	• Member Agency Manager Meeting Presentation
	  ○ Disadvantaged Communities
	• External Affairs Update
	  ○ Launch of New "365" Marketing Campaign
	  ○ New Marketing Collaterals
	• Member Agency Presentations/Updates
	  ○ Lawn-to-Garden Refresh and Design Incentive Pilot
	  ○ Community Based Social Marketing Turf Removal Survey and Marketing Strategy
	  ○ Other Agency Updates
	
	The next Workgroup meeting is scheduled for August 16, 2018 at Metropolitan.

Orange County Water Use Efficiency Coordinators Workgroup	On August 2, Joe Berg, Sarah Wilson, Silvia Segura, Beth, and Rachel hosted the Orange County Water Use Efficiency Coordinators Workgroup meeting at MWDOC. Approximately 15 agencies participated in the meeting. Highlights on the agenda included:
	• MWDOC Updates
	• Agency Roundtable/Problem Solving
	• Public Affairs/Marketing
	  ○ Girl Scouts Program
	  ○ Boy Scouts Program
	  ○ MET 365 Campaign
	• Legislative Update
	  ○ AB1668 – SB606 Discussion
	• Water Use Efficiency Programs Update
	  ○ Landscape Transformation Program
	  ▪ Turf Removal
	  ▪ Spray to Drip Program
	  ▪ Inspection Workshop
	  ○ Orange County Qualified Water Efficient Landscaper Training (OC-QWEL)
	  ○ Addendums
	  ○ FY 18-19 MWDOC Program Advisory Committee
	  ▪ Landscape Design Assistance
	  ▪ Residential Landscape Classes
	• California Water Efficiency Partnership (CalWEP) Update
	• Future Agenda Items
	
	The next meeting is scheduled for September 6, 2018 at MWDOC.

PUBLIC/GOVERNMENT AFFAIRS

Member Agency Relations	Public Affairs Staff: • Helped staff from SCWD judge a PSA contest through 3CMA • Provided Mesa Water with information on MET 365 campaign and write-up regarding SB 606/AB 1668 • Supplied SMWD with contact information for OCSD regarding facility tour waivers • Provided PA update at monthly OCWUE workgroup meeting
Community Relations	Public Affairs Staff: • Provided information on Inspection Trip interest to San Juan Capistrano Rotary Club • Attended Westminster Safety Day to share information on programs and water saving tips for the summer • Coordinated dates for speaking opportunity at San Juan Capistrano Rotary Club for Director Schneider Heather and Melissa attended the ACC-OC Water Committee meeting. Heather and Melissa attended the Southern California Water Coalition (SCWC) Quarterly Luncheon featuring a panel discussing the Salton Sea and Colorado River.
Education	Public Affairs Staff: • Met with Girl Scouts of Orange County to review Water Resources and Conservation Patch requirements and next steps • Provided Member Agencies the opportunity to customize a slide for inclusion in 18/19 school program presentations • Coordinated dates and locations with Member Agencies to host future Girl Scouts clinics • Provided Member Agencies with OC Water Supply Sources usage data • Drafted Memorandum of Understanding for Water Resources and Conservation Patch Program • Assisted Mesa Water with photo placement on education program slide • Provided ETWD with additional information on OC Water Supply Sources usage data for education program slide • Met with Discovery Science Center to review 18/19 program goals, objectives, and improvements • Met with Inside the Outdoors to review 18/19 program goals, objectives, and improvements • Provided SMWD with a write-up covering the 17/18 program overview and 18/19 program objectives • Partnered with Santa Margarita Water District to host 91 Boy Scouts at a Soil and Water Conservation Merit Badge Clinic

Education (continued)	• Partnered with Bolsa Chica Conservancy to host 83 Boy Scouts at two Soil and Water Conservation Merit Badge Clinics
Media Relations	Public Affairs Staff met with a member of the Board of Directors of the Radio and Television News Association.
Special Projects	Public Affairs Staff • Applied for PRSA PROTOS Website Redevelopment Award • Participated in CAPIO Branding Initiatives webinar • Participated in CAPIO AP Style Writing webinar • Met with ACCOC to discuss materials for upcoming cycle • Are currently working on itineraries, trip logistics, guest and Director requirements for the following inspection trips: o September 7-9, 2018 Director McKenney, SWP/Ag o September 14-16, 2018 Director Barbre, SWP/Ag o September 28-30, 2018 Director Barbre, Hoover/CRA o October 12, 2018 Director Barbre, Infrastructure o October 19-20, 2018 Director McKenney, CRA Heather attended the OC LAFCO meeting and public draft review of the focused Municipal Service Review of the City of San Juan Capistrano's water and wastewater utility systems. Heather prepared the ISDOC "Call for Nominations" memo for the upcoming 2019/2020 ISDOC Executive Board election. Heather staffed the WACO Planning Dinner with speaker guest speaker Paul Parreira. Heather staffed the August WACO meeting featuring Paul Parreira from RPAC Almonds, who provided a farmer's perspective on water issues.
Legislative Affairs	Heather met with Peter DeMarco, Director of Legislative Affairs for the County of Orange. Heather and Melissa participated in the Metropolitan Legislative Coordinators calls. Heather participated in the SCWC Legislative Task Force conference call. Heather participated in ACWA's AB 401 Implementation Working Group in Sacramento.
Water Summit	Public Affairs Staff participated in an After Action discussion of the 2018 Water Summit with Director Thomas and Director Schneider

MWD

Street Address:
18700 Ward Street
Fountain Valley, California 92708

Mailing Address:
P.O. Box 20895
Fountain Valley, CA 92728-0895

(714) 963-3058
Fax: (714) 964-9389
www.mwdoc.com

Brett R. Barbre
President

Joan C. Finnegan
Vice President

Larry D. Dick
Director

Wayne S. Osborne
Director

Megan Yoo Schneider
Director

Sat Tamaribuchi
Director

Jeffery M. Thomas
Director

Robert J. Hunter
General Manager

MEMBER AGENCIES

City of Brea
City of Buena Park
East Orange County Water District
El Toro Water District
Emerald Bay Service District
City of Fountain Valley
City of Garden Grove
Golden State Water Co.
City of Huntington Beach
Irvine Ranch Water District
Laguna Beach County Water District
City of La Habra
City of La Palma
Mesa Water District
Moulton Niguel Water District
City of Newport Beach
City of Orange
Orange County Water District
City of San Clemente
City of San Juan Capistrano
Santa Margarita Water District
City of Seal Beach
Serrano Water District
South Coast Water District
Trabuco Canyon Water District
City of Tustin
City of Westminster
Yorba Linda Water District

MUNICIPAL WATER DISTRICT OF ORANGE COUNTY
AGENCIES MANAGERS MEETING

LOCATION: MWDOC's Fountain Valley office is located at 18700 Ward St, and the entrance/exit is about ¼ mile south of Ellis Ave. The nearest freeway access is Euclid at the 405. Parking is available to the east of the MWDOC/OCWD Admin offices (follow driveway from Ward St to parking areas).

WHEN: **Thursday, August 16, 2018 from 10:30 am to noon.**

DRAFT AGENDA

1. Opportunity to add and discuss items not already listed.

Page #

2. Discussion Items:

2-1. Metropolitan Revised 10-Year Rate Forecast 2

2-2. WEROC Update – Holy Fire

2-3. "Voluntary Donations" – Water Tax Trailer Bill Language

2-4. County Flood Control Right of Way Issues

2-5. OC Water Reliability Study Update 8

2-6. Potential Strand Ranch Water Bank Pilot Program 11

3. Report Items:

3-1. March GM Report 22

3-2. Legislative Reports 39

3-3. WEROC Matrix 56

3-4. Grant Funding Opportunities ..... *(email attachment)*

4. Reminders

4-1. Metropolitan's Future Supply Actions Program.....RFP Due Aug. 31

5. Next meeting will tentatively be held September 20, 2018.

Lunch will be provided immediately following the meeting.

LOCAL AGENCY FORMATION COMMISSION
ORANGE COUNTY

2677 North Main Street, Suite 1050
Santa Ana, CA 92705
(714) 640-5100 ◆ FAX (714) 640-5139

REGULAR MEETING AGENDA

Wednesday, August 8, 2018
8:15 a.m.

Planning Commission Hearing Room
Hall of Administration
333 W. Santa Ana Blvd.
10 Civic Center Plaza, Santa Ana, CA 92701

Any member of the public may request to speak on any agenda item at the time that item is being considered by the Commission.

1. **CALL THE MEETING TO ORDER**

2. **PLEDGE OF ALLEGIANCE – COMMISSIONER BUCKNUM**

3. **ROLL CALL**

4. **PRESENTATION**

   a.) Recognition of Dedicated Service for former *Commissioner John Withers*

5. **ANNOUNCEMENT OF SUPPLEMENTAL COMMUNICATION**
   (Received After Agenda Distribution)

6. **APPROVAL OF MINUTES**

   a.) July 11, 2018 – Regular Commission Meeting and Municipal Service Review Study Session

7. **PUBLIC COMMENT**

   This is an opportunity for members of the public to address the Commission on items not on the agenda, provided that the subject matter is within the jurisdiction of the Commission and that no action may be taken on an off-agenda item(s) unless authorized by law.

8. **CONSENT CALENDAR**

   a.) 2018 CALAFCO Board of Directors Nominations and Election Process
   The Commission will receive an informational report on the upcoming nomination and election process for the CALAFCO Board of Directors and consider the nomination of Commissioners Brothers and McGregor for the CALAFCO Board of Directors.

9. PUBLIC HEARING

None

10. COMMISSION DISCUSSION AND ACTION

a.) Proposed 2018-19 OC LAFCO Work Plan *(Continued from June 13)*
The Commission will consider adoption of the proposed OC LAFCO work plan for FY 2018-19.

b.) Proposed Revisions to OC LAFCO Policies and Procedures *(Continued from June 13)*
The Commission will consider the proposed revisions, amendments and updates to the following agency guidelines and policy:

i. Guidelines for Evaluating a Plan for Services
ii. Guidelines for Preparing Municipal Service Reviews
iii. Guidelines for Establishing and Updating Spheres of Influence
iv. Policy for Assisting in the Preservation of Community Identity

11. COMMISSIONER COMMENTS

This is an opportunity for Commissioners to comment on issues not listed on the agenda, provided that the subject matter is within the jurisdiction of the Commission. No discussion or action may occur or be taken, except to place the item on a future agenda if approved by Commission majority.

12. EXECUTIVE OFFICER'S REPORT

Executive Officer's report on upcoming events and activities of the Executive Officer since last meeting.

13. INFORMATIONAL ITEMS & ANNOUNCEMENTS

a.) CALAFCO Southern Region Meeting
The CALAFCO Southern Region Meeting will take place on Monday, August 13, 2018 from 9:30 a.m. to 2:00 p.m. at the Metropolitan Water District of Southern California, Room 2-145 located at 700 N. Alameda Street, Los Angeles, CA 90012.

14. CLOSED SESSION

None

15. ADJOURNMENT OF REGULAR COMMISSION MEETING

NOTICE REGARDING ITEMS DISTRIBUTED TO THE COMMISSION LESS THAN 72 HOURS PRIOR TO THE LAFCO REGULAR MEETING:
Pursuant to Government Code Section 54957.5 public records that relate to open session agenda items that are distributed to a majority of the Commission less than seventy-two (72) hours prior to the meeting will be available to the public at Orange County LAFCO offices at 2677 North Main Street, Suite 1050, Santa Ana, CA 92705 during regular business hours. These records when possible will also be made available on the OC LAFCO website at http://www.oclafco.org.

NOTICE: ***State law requires that a participant in a LAFCO proceeding who has a financial interest in a decision and who has made a campaign contribution of more than $250 to any commissioner in the past year must disclose the contribution. If you are affected, please notify the Commission's staff before the hearing.***

LAFCO Agendas and supporting documentation are available on the Internet at http://oclafco.org.

AGENDA
SOUTH ORANGE COUNTY WATERSHED MANAGEMENT AREA
EXECUTIVE COMMITTEE

August 2, 2018
2:30 – 4:30 p.m.

Laguna Niguel Council Chambers
30111 Crown Valley Parkway
Laguna Niguel, CA 92677
Map

Jack Hunt, Chair
City of San Juan Capistrano
Saundra Jacobs
Santa Margarita Water District
Elaine Gennawey
City of Laguna Niguel
William Phillips
City of Aliso Viejo
Paul Wyatt
City of Dana Point
Mark Monin
El Toro Water District
Mary Aileen Matheis
Irvine Ranch Water District
Rob Zur Schmiede
City of Laguna Beach
Melody Carruth
City of Laguna Hills
Carol Moore
City of Laguna Woods
Trish Kelley
City of Mission Viejo

Debbie Neev, Vice Chair
Laguna Beach County Water District
Scott Voigts
City of Lake Forest
Brian Probolsky
Moulton Niguel Water District
Megan Yoo Schneider
Municipal Water District of OC
Lisa Bartlett
County of Orange
Brad McGirr
City of Rancho Santa Margarita
Tim Brown
City of San Clemente
Wayne Rayfield
South Coast Water District
Rick Erkeneff
South OC Wastewater Authority
Ed Mandich
Trabuco Canyon Water District

The Watershed Management Area Executive Committee welcomes you to this meeting and encourages your participation.

This agenda contains a brief general description of each item to be considered. Except as otherwise provided by law, no action shall be taken on any items not appearing in the following agenda. However, items may be taken up in a different sequence.

Any member of the public wishing to speak on non-agenda items under the jurisdiction of the Executive Committee may do so during Public Comments (Item 2) after completing a speaker request card. Those wishing to speak on agenda items may do so following the item by completing a speaker request card.

All persons addressing the Executive Committee are requested to limit their comments to three minutes.
Agenda Materials: www.ocwatersheds.com

WELCOME AND PLEDGE OF ALLEGIANCE

ITEM # 1 INTRODUCTIONS

ITEM # 2 PUBLIC COMMENTS (NON-AGENDA ITEMS)

ITEM # 3 APPROVAL OF MINUTES

Recommended Action: Approve the minutes of the May 3, 2018 meeting.

ITEM # 4 PACIFIC MARINE MAMMAL CENTER WATER TREATMENT & RECYCLING SYSTEM
JEFF MEBERG, PACIFIC MARINE MAMMAL CENTER
RENAE HINCHEY, LAGUNA BEACH COUNTY WATER DISTRICT

Recommended Action: Receive and file.

ITEM # 5 **DISCUSSION OF SAN JUAN BASIN AUTHORITY REQUEST TO JOIN SOUTH OC WATERSHED MANAGEMENT AREA COOPERATIVE AGREEMENT**
JENNA VOSS, COUNTY OF ORANGE
NORRIS BRANDT, SAN JUAN BASIN AUTHORITY

Recommended Action: Discuss and provide direction to staff on San Juan Basin Authority's request to be added to the South Orange County Watershed Management Area Executive Committee and Cooperative Agreement.

ITEM # 6 IRWM GRANT FUNDING UPDATE
JENNA VOSS, COUNTY OF ORANGE

Recommended Action: Receive and file.

ITEM # 7 EXECUTIVE OFFICER'S REPORT

ITEM # 8 EXECUTIVE COMMITTEE MEMBER COMMENTS

ITEM # 9 ADJOURNMENT
Next meeting date: November 1, 2018

AGENDA STAFF REPORTS

ITEM # 1. INTRODUCTIONS

ITEM # 2. PUBLIC COMMENTS, NON-AGENDA TOPICS

Any member of the public wishing to speak on non-agenda items under the jurisdiction of the Executive Committee may do so during Public Comments by submitting a completed speaker request card to the Committee staff. Those wishing to speak on agenda items may do so following the item by completing a speaker request card.

All persons addressing the Executive Committee are requested to limit their comments to three minutes.

ITEM # 3. APPROVAL OF MINUTES OF THE MAY 3, 2018 MEETING

The minutes are included below as Item #3 for Executive Committee consideration at the August 2, 2018 meeting. The agenda items listed below not under grey headers are agenda items from the May 3, 2018 meeting.

Date and Location: May 3, 2018 2:30 – 4:30 p.m.
Laguna Niguel Council Chambers
30111 Crown Valley Parkway
Laguna Niguel, CA 92677

Audio recording for the May 3rd meeting is available here. Recording times noted in the minutes correspond to that item on the recording. *

ITEM # 1 Roll Call/Self-Introductions (Recording: 00:00:26)

Debbie Neev, Vice Chair, Laguna Beach County Water District

Brendan Dugan for Brad McGirr, City of Rancho Santa Margarita

Elaine Gennawey, City of Laguna Niguel

Mark Monin, El Toro Water District

Mark Tettemer for Mary Aileen Matheis, Irvine Ranch Water District

Matt Collings for Brian Probolsky, Moulton Niguel Water District

Megan Yoo Schneider, Municipal Water District of OC

Melody Carruth, City of Laguna Hills

Michael Perea for Ed Mandich, Trabuco Canyon Water District

Noel Hatch for Carol Moore, City of Laguna Woods

Paul Wyatt, City of Dana Point

Rob Zur Schmiede, City of Laguna Beach

Saundra F. Jacobs, Santa Margarita Water District

Victor Cao for Lisa Bartlett, County of Orange

Wayne Rayfield, South Coast Water District

William Phillips, City of Aliso Viejo

ITEM # 2 Public Comments (Non-Agenda Items) (Recording: 00:04:15)

Jennifer Nevius representing the Pacific Marine Mammal Center (PMMC) introduced herself and PMMC's Water Treatment and Recycling System project. Ms. Nevius is looking forward to providing an update on the project at a future meeting.

Roger Bütow representing Clean Water Now introduced himself and provided background information on Clean Water Now. Mr. Bütow stated he is looking to collaborate with other agencies and support efforts to connect with environmental communities. For additional information contact info@clean-water-now.org.

ITEM # 3 Approval of Minutes (Recording: 00:8:52)

The minutes of the February 1, 2018 meeting were presented to the Executive Committee.

Recommended Action: Approve the minutes of the February 1, 2018 meeting

Motion:	*Approve minutes*
First/Second:	*Saundra Jacobs/Wayne Rayfield*
Abstained:	*None*
Outcome:	*Approved unanimously*

ITEM # 4 Election of Chair (Recording: 00:9:08)

Debbie Neev, Acting Chair, provided an overview of the Election of Chair. The Executive Committee members appointed an Ad hoc nominating committee at the February 1st meeting to recommend nominations for Chair to serve for the remaining existing term, ending June 2019. Ms. Debbie Neev, Mr. Ed Mandich, Ms. Carol Moore, Ms. Saundra Jacobs, and Mr. Rick Erkeneff volunteered to participate in the nominating committee. The nominating committee proposed to elect Mr. Jack Hunt, City of San Juan Capistrano as Chair. Acting Chair, Neev confirmed with Mr. Hunt and he accepted the nomination.

Recommended Action: Elect a Chair per recommendations of the nominating committee.

1st Motion:	*Approve the nominated slate recommended by the nominated committee*
First/Second:	*Melody Carruth/Wayne Rayfield*
Abstained:	*None*
Outcome:	*Approved unanimously*

2nd Motion:	*Elect candidate Jack Hunt, City of San Juan Capistrano as Chair.*
First/Second:	*Rob Zur Schmiede/Saundra Jacobs*
Abstained:	*None*
Outcome:	*Approved unanimously*

ITEM # 5 Grant Presentation: Baker Plant Project (Recording 00:10:28)
Scott Toland, Irvine Ranch Water District

Scott Toland, Irvine Ranch Water District, provided an overview of the Baker Treatment Plant Project (Project). The project, located in the City of Lake Forest, is a joint regional project by five South Orange County Water districts that produces 28.1 million gallons per day of potable water. El Toro Water District, Irvine Ranch Water District, Moulton Niguel Water District, Santa Margarita Water District, and Trabuco Canyon Water District each own capacity rights in the plant, which produces enough water to serve about 63,300 homes within South Orange County.

Primary Project benefits include increased water supply reliability through local treatment capability from multiple water supply sources, protection in emergencies by providing a local water supply, improved water quality using advanced membrane filtration treatment and UV disinfection technologies, sustainability and efficiency through internal plant waste stream recovery, and operational flexibility by creating redundancy within the water conveyance system.

The Project was placed into service in January 2017 and has been providing high quality, reliable drinking water to South Orange County since then. Mr. Toland's presentation included an overview of project development, construction and implementation.

The funding breakdown for the Project was as follows:
Total Construction Cost: $80,000,000
IRWM Grant: $500,000
Agency Funding: $79,500,000

For more information regarding the project contact, Scott Tolland, Senior Engineer at (949) 453-5703 or Toland@IRWD.com.

Mr. Mark Monin asked about the benefit of accessing the survey lakes and if the lake level is low or was cut off how many days of supply would be available. Mr. Toland stated he would need to talk to operations to find out, however, the plan is to have 15 days of capacity to the plant, if a shut-down occurred would depend on the lake level. Water is also available for purchase from the Santiago lateral.

Ms. Saundra Jacobs acknowledged Mr. Toland. As one of the investing agencies, the value of cost savings for purchasing water benefits all. She also acknowledged the committee for allocating a small amount of grant funding for the project.

Ms. Megan Yoo also acknowledged Mr. Toland and the collaborating partners on this project.

Recommended Action: Receive and file.

ITEM # 6 Integrated Regional Water Management Plan (IRWM Plan) Approval
(Recording: 00:24:30) Jenna Voss, County of Orange

Jenna Voss, County of Orange, provided an overview of the updated South Orange County IRWM plan for the committees' adoption. Ms. Voss's presentation included primary updates to the plan as indicated and to comply with the State Department of Water Resources (DWR) Plan Standards. The primary updates are as follows:

- Data Management and Monitoring
- Stormwater Resource Plan
- Climate Change Analysis
- Water Needs Assessment
- Project Submittal and assessment process

Ms. Voss also indicated that once the Executive Committee approved the plan, each of the member agencies are requested to present the plan to their respective Boards or Councils for adoption prior to August 9, 2018 [amended to the end of September 2018]. All groups representing projects seeking funding for Proposition 1 will also need to adopt the IRWM Plan to qualify. The approved and adopted 2018 IRWM Plan will be submitted to DWR for review and verification of compliance with Plan Standards.

The Chair opened the floor for discussion.

Ms. Saundra Jacobs asked for clarification on the recommended action. Ms. Voss indicated that staff recommended Committee approval of the 2018 IRWM Plan as presented, including an additional edit to Section 13 per request of South Orange County Wastewater Authority (SOCWA). Section 13 represents a description of the Salt and Nutrient Management Plan (SNMP), which was added with the 2013 IRWM Plan update. The recommended action would include approval of text highlighting the aligned goals of the SNMP, which is incorporated in the IRWM Plan, and State multi-benefit goals for water resources. A copy of the additional text supplied by SOCWA was provided in member's packets for review and did not represent the addition of any technical information. Ms. Jacobs also asked for clarification on the due date for the Letters of Support. Ms. Voss indicated the letters of support would be requested by mid-June 2018. Clarification was also provided regarding the prioritized list currently in the plan. The current list of projects included in the plan has not gone through a ranking process for grant funding; the current list is prioritized as required by DWR guidelines. Not all projects listed are seeking grant funding, the projects will be ranked and prioritized based on other criteria at a later date, specific to the release of Proposition 1 IRWM grant funds.

Mr. Mark Monin asked for an example/map showing areas of water needs. Ms. Voss stated it is a collaborative effort with other agencies and a final written assessment will be available at a later date. There was no further discussion.

Recommended Action: Approve and adopt the updated 2018 Integrated Regional Watershed Management Plan including the Salt and Nutrient Management Plan.

Motion:	*Approve and adopt the updated 2018 Integrated Regional Watershed Management Plan*
Amended Motion	*Approve and adopt the updated 2018 Integrated Regional Watershed Management Plan Including the additional Salt and Nutrient Management Plan text in Section 13.7 of IRWM Plan*
First/Second:	*Saundra Jacobs/Melody Carruth*
Abstained:	*None*
Outcome:	*Approved unanimously*

ITEM #7 Proposed Reallocations in the 2017-2019 Budget (Recording: 00:41:16)
Jenna Voss, County of Orange

Jenna Voss, County of Orange provided an overview of the proposed reallocations for the FY 2017–19 budget. On May 4, 2017, the Executive Committee adopted a two-year work plan and budget for FY 2017 – 19. The cost share budget per Member Agency for FY 2017-18 was $9,095.24 and the cost share budget per Member Agency for FY 2018 – 19 was $7,619.05. Budget items for Proposition 1 grant programs are developed based on estimated grant schedules; the 2017 estimate presented to and approved by the Committee was based on the State Department of Water Resources (DWR) and State Water Resource Control Board (State Water Board) schedules. Due to delays in disbursement of Proposition 1 grant program funds administered by the State, several budget elements have not been expended for FY 2017–18. The delays modified grant schedules and impacted budget items.

The proposed recommended reallocation justifications are as follows:

- **IRWM Implementation Grant Funding** - Originally anticipated in spring 2018, funding is now expected for release in late summer or early fall 2018 with an application process extending into early 2019. Funding allocated in line item #1 of **Table 1: Approved 2017-19 Cost Share Budget** aligned with the expectation of funds in spring 2018. Additionally, DWR has indicated a significant change to the grant application process which will extend the process by several months and require more staff time and consultant support to compile the necessary grant application

materials. To accommodate this extended process and the change in schedule, the Management Committee recommends moving the majority of the remaining funds from line item #1 in FY 2017-18 to FY 2018-19 for the grant application process and related activities.

- **Stormwater Resource Plan** - The Orange County Stormwater Resource Plan (OC SWRP) must be updated for Round 2 of the Storm Water Grant program administered by the State Water Board; the plan is also appended to the IRWM Plan per the requirements of SB 985. All stormwater capture projects must be listed in the OC SWRP to qualify for IRWM or Storm Water Grant funding. State Water Board staff have indicated that the grant program expected in mid-2018 will either take place in late 2018 or early 2019, impacting available funding for stormwater projects in South Orange County and drawing out the process for updating the OC SWRP. Some update work has and will continue to be completed in FY 2017-18; however, a portion of the $40,000 budget in line item #6 in Table 1 below may be needed in FY 2018-19 to finish plan update elements for Round 2. The Management Committee recommends moving any remaining portion of line item #6 to FY 2018-19 to complete the OC SWRP update.

  Regional Project Development - Based upon direction from the Executive Committee through the Strategic Visioning Process, line items #8 and #15 were added to support development of regional projects that meet the goals of the IRWM Plan and are competitive for State grant programs. Given delays in State administered grants, these funds have not been utilized; however, several local planning efforts have arisen over the past year which are supportive of the South OC WMA priority to foster projects in the region. County staff recommended reallocating a portion ($20,000) of the remaining funds in line item #1 to line item #8 in FY 2017-18 to develop a watershed-based stakeholder framework for fostering regional projects and coordinating projects throughout watershed areas. This effort would entail County staff and consultant support developing a conceptual structure for and soliciting community group support for a watershed-based project stakeholder group framework to realize the Strategic Vision of the Executive Committee. Staff proposes reallocating a smaller portion ($5,000) from line item #1 in FY 2017-18 to line item #15 in FY 2018-19 for implementation of the Project Stakeholder Group framework. County staff will present more detail on this proposal at a future meeting.

Summarized in **Table 2: Proposed Reallocation 2017-2019 Cost Share Budget,**
below are the recommended reallocations of funds between FY 2017-18 and FY 2018-19 of the approved 2017-2019 Cost Share Budget to promote regional project development and the grant application processes. Rows highlighted green in both Tables 1 and 2 below reflect line items with proposed modifications.

Changes recommended by the Management Committee and staff will not impact Member Agency financial contribution in either fiscal year; invoiced amounts for FY 2017-18 will carry over per the recommendations to FY 2018-19. Any other funds not spent in FY 2017-18 in other budget categories will be credited back to the Member Agencies through the FY 2018-19 invoice process. Similarly, any funds not expended in FY 2018-19 will be credited back to the Member Agencies through the FY 2019-20 invoice process.

The Chair opened the floor for comments.

Mr. Victor Cao acknowledged the collaborative efforts of all partners involved with funded projects, he recommended that more information is included in the budget detail showing a total cost of projects and

administrative costs within the fiscal year for each shared cost partner. Ms. Voss indicated that the consultant and staff time are both tracked with job codes internally.

Ms. Saundra Jacobs commented that the per party annual cost share for each agency is a valued cost share, however she would also like to see the detail as recommended by Mr. Cao.

There were no further comments.

Table 1: Approved 2017-19 Cost Share Budget (Executive committee approved on May 4, 2017)

LINE ITEM	APPROPRIATIONS			REVENUES			
	County Costs	Consultant Services	Total Cost Share	Grants/ County	County FTE (Hours, if applicable)	Shared Costs	Total
FY 2017-18							
1. Proposition 1 Implementation Grant Submittals	10,000	60,000	**60,000**	10,000	N/A	60,000	**70,000**
2. Call for Projects & List Management	10,000	0	**0**	10,000	N/A	0	**10,000**
3. Grant Administration	45,000	0	**0**	45,000	N/A	0	**45,000**
4. Data Management & Monitoring	15,000	0	**15,000**	0	0.125 (260)	15,000	**15,000**
5. Committee Support • 4 Executive • 12 Management /Stakeholder • 6 Ad hoc & IPAC	60,000	0	**60,000**	0	0.40 (832)	60,000	**60,000**
6. Stormwater Resource Plan (South OC portion)	10,000	40,000	**40,000**	10,000	N/A	40,000	**50,000**
7. Team Arundo Program Oversight	1,000	0	**1,000**	0	0.0075 (16)	1,000	**1,000**
8. Regional Project Development	5,000	10,000	**15,000**	0	0.035 (73)	15,000	**15,000**
COST SHARE PER PARTY FY 2017-18						***$9,095.24***	
FY 2018-19							
9. Grant Administration	45,000	0	**45,000**	45,000	N/A	0	**45,000**
10. Data Management & Monitoring	15,000	0	**15,000**	0	0.125 (260)	15,000	**15,000**
11. Committee Support • 4 Executive • 12 Management /Stakeholder • 6 Ad hoc & IPAC	60,000	0	**60,000**	0	0.40 (832)	60,000	**60,000**
12. IRWM Plan & Stormwater Resource Plan Project List Management	5,000	0	**5,000**	0	0.035 (73)	5,000	**5,000**
13. Team Arundo Program Oversight	5,000	0	**5,000**	0	0.035 (73)	5,000	**5,000**
14. Proposition 1 Implementation Grant Submittals	10,000	60,000	**70,000**	10,000	N/A	60,000	**70,000**
15. Regional Project Development	5,000	10,000	**15,000**	0	0.035 (73)	15,000	**15,000**
COST SHARE PER PARTY FY 2018-19						***$7,619.05***	

Table 2: Proposed Reallocation 2017-2019 Cost Share Budget

LINE ITEM	APPROPRIATIONS			REVENUES			
	County Costs	Consultant Services	Total Cost Share	Grants/ County	County FTE (Hours, if applicable)	Shared Costs	Total
FY 2017-18							
1. Proposition 1 Implementation Grant Submittals	0	***2,500***	***2,500***	10,000	N/A	60,000	**70,000**
2. Call for Projects & List Management	10,000	0	**0**	10,000	N/A	0	**10,000**
3. Grant Administration	45,000	0	**0**	45,000	N/A	0	**45,000**
4. Data Management & Monitoring	15,000	0	**15,000**	0	0.125 (260)	15,000	**15,000**
5. Committee Support • 4 Executive • 12 Management /Stakeholder • 6 Ad hoc & IPAC	60,000	0	**60,000**	0	0.40 (832)	60,000	**60,000**
6. Stormwater Resource Plan (South OC portion)	10,000	***40,000***	***40,000****	10,000	N/A	40,000	**50,000**
7. Team Arundo Program Oversight	1,000	0	**1,000**	0	0.0075 (16)	1,000	**1,000**
8. Regional Project Development	5,000	***30,000***	***35,000***	0	0.035 (73)	15,000	**15,000**
COST SHARE PER PARTY FY 2017-18 (NO CHANGE)						***$9,095.24***	
FY 2018-19							
9. Grant Administration	45,000	0	**45,000**	45,000	N/A	0	**45,000**
10. Data Management & Monitoring	15,000	0	**15,000**	0	0.125 (260)	15,000	**15,000**
11. Committee Support • 4 Executive • 12 Management /Stakeholder • 6 Ad hoc & IPAC	60,000	0	**60,000**	0	0.40 (832)	60,000	**60,000**
12. IRWM Plan & Stormwater Resource Plan Project List Management	5,000	0	**5,000**	0	0.035 (73)	5,000	**5,000**
13. Team Arundo Program Oversight	5,000	0	**5,000**	0	0.035 (73)	5,000	**5,000**
14. Proposition 1 Implementation Grant Submittals	20,000	***92,500***	***92,500***	10,000	N/A	60,000	**70,000**
15. Regional Project Development	5,000	***15,000***	***20,000***	0	0.035 (73)	15,000	**15,000**
COST SHARE PER PARTY FY 2018-19 (NO CHANGE)						***$7,619.05***	

*Expenditure not known; expect a majority of the budgeted $40,000 to be spent in FY17-18; recommend carrying over remaining amount to FY18-19.

Recommended Action: Approve Management Committee and staff recommendations for reallocating funds approved for 2017 – 2019 to support Proposition 1 Grant application process and regional project planning.

Motion:	*Approve the proposed reallocations in the 2017-19 Budget*
First/Second:	*Wayne Rayfield /Elaine Gennawey*
Abstained:	*None*
Outcome:	*Approved unanimously*

ITEM # 8 Executive Officer's Report (Recording: 00:58:10)

Grant Sharp, County of Orange, acknowledged Chair Neev, for assuming the role as Acting Chair and facilitating the election of a new Chair.

Mr. Sharp also acknowledged County of Orange Staff, Jenna Voss and Iris Corpus for their efforts in updating the South OC IRWM Plan and the information presented at the meeting.

Mr. Sharp reported the following:

- Proposition 1 IRWM Grant Program, administered by the Department of Water Resources (DWR) has announced that the first round of grant funding is delayed until early 2019.
- A total of three 2015 Proposition 84 grant funded active projects; Dairy Fork, Crown Valley Parkway, and Recycled Water Distribution Upgrade.
- Aliso Creek Main Stem Restoration Project Update - ongoing communication among Stakeholders
- The Southern California Water Coalition released the 2018 Whitepaper Update.
- On April 26, 2018, Los Angeles Department of Public Works hosted DWR, who presented a proposed framework on regulating direct potable water reuse projects in California. The comment period to provide feedback on the proposed framework is open until May 20, 2018.
- Roundtable of Regions (ROR) represent IRWM regions from across the state and they coordinate directly with the DWR. ROR is meeting to discuss the IRWM framework on Friday, May 4th and May 30th. Jenna Voss, County of Orange will be attending the meeting and representing the South OC WMA.
- Water Advisory Committee of Orange County meeting, May 4, 2018 at OCWD/MWDOC join board Room, from 7:30-9:00am.
- The California Stormwater Quality Association is hosting a quarterly meeting on May 10, 2018. Jenna Voss, County of Orange will be attending and representing the South OC WMA.
- The City of Mission Viejo is hosting the May 9, 2018, meeting of the San Diego Regional Water Board. Staff will be in attendance to provide an overview of the South OC WMA, as an informational item on the agenda.
- Represented the South OC WMA and attended the Green Infrastructure Leadership Exchange Annual meeting, April 29th – May 2nd.
- Executive Committee members who would like to meet with Grant Sharp and Jenna Voss, please contact Iris Corpus to schedule a meeting at Iris.Corpus@ocpw.ocgov.com.

ITEM # 9 Executive Committee Member Comments (Recording: 01:19:25)

Ms. Saundra Jacobs, Santa Margarita Water District (SMWD), acknowledged Grant Sharp for his transition into a new role as the SOCWMA EC Executive Officer. Ms. Jacobs announced the annual Water Awareness Festival on May 19, 2018 from 9:00AM-2:00PM at Santa Margarita Water District.

Ms. Jacobs stated that in February 2018, SMWD broke ground on new recycled water reservoir, the 5,000 Acre-ft. Trampas Canyon recycled water reservoir is a $123 million project, which will enable SMWD to collect and store up to 60% of treated water. A time-lapse video is available to view at http://smwd.com/313/Trampas-Reservoir.

Mr. Mark Monin, El Toro, acknowledged the past projects and stated El Toro is looking forward to collaborating with other agencies on future projects.

Mr. Michael Perea, Trabuco Canyon Water District, announced the Water Awareness day event will be held on May 19, 2018 from 10:00AM-2:00PM at the Trabuco Canyon Water District Water.

Mr. Grant Sharp, County of Orange, announced the OC Public Works Open House on May 19, 2018 at 2301 N. Glassell Ave. in Orange, CA.

Ms. Megan Yoo Schneider, Municipal Water District, announced MWDOC should have an update on the Orange County Water Reliability Study, anyone interested in participating in the meetings or for more information contact Karl Seckel or visit: https://www.mwdoc.com/your-water/water-supply/local-water-supply/orange-county-water-supply-reliability-study/. Ms. Yoo also announced that MWDOC will continue the Turf Replacement and Landscape Design assistance program. MWDOC is also hosting the OC Water Summit on June 9th.

Mr. Rob Zur Schmiede, City of Laguna Beach, acknowledged Mr. Grant Sharp as the new Executive Officer and for providing comprehensive updates.

Ms. Debbie Neev, Laguna Beach County Water District, acknowledged County of Orange staff and announced that the city hosted the H2O for HOAs meeting on April 26th, a targeted outreach program aimed at HOA board members, property managers, and landscapers focusing on water-saving techniques, eliminating runoff and protecting water quality, for more information about this event contact Ziad Mazboudi. Ms. Neev also acknowledged Grant for his assistance.

There were no further comments.

ITEM # 10 Adjournments (Recording: 01:26:33)

(Continued on the next page)

Non-Committee Attendees:

Betty Burnett	South Orange County Wastewater Authority
Brian Goodell	City of Mission Viejo
Devin Slaven	City of Lake Forest
Carmel Brown	CA Department of Water Resources
E. (Max) Maximous	City of Rancho Santa Margarita
Hal Ghafari	City of Laguna Niguel
Hasan Nouri	Fluvial Tech Inc.
Hazel McIntosh	City of Rancho Santa Margarita
Joey Soto	Soto Resources
Ken Rosenfield	City of Laguna Hills
Lisa Zawaski	City of Dana Point
Mark Tettemer	Irvine Ranch Water District
Matt Collings	Moulton Niguel Water District
Michael Beanan	South Laguna Civic Association
Marsha Westropp	Orange County Water District
Renae Hinchey	Laguna Beach County Water District
Richard Gardner	Capo Beach Resident
Roger Bütow	Clean Water Now
Rosalyn Prickett	Woodard & Curran
Shaun Pelletier	City of Aliso Viejo
Tanya Meeth	CA Department of Water Resources
Ziad Mazboudi	City of Laguna Niguel

County Staff:

Amanda Carr, Grant Sharp, Jenna Voss, Cindy Rivers, and Iris Corpus

ITEM # 4. PACIFIC MARINE MAMMAL CENTER WATER TREATMENT & RECYCLING SYSTEM

Mr. Jeff Meberg, Board Chairman from the Pacific Marine Mammal Center (PMMC) and Mrs. Renae Hinchey, General Manager from the Laguna Beach County Water District (LBCWD), will provide an overview of PMMC's Water Treatment and Recycling System Project (Project) which has been submitted for inclusion on the South Orange County Watershed Management Area (SOCWMA) IRWM Project List for future IRWM Grant consideration. The Project, located along Laguna Canyon Road in the City of Laguna Beach, will be funded by PMMC and is sponsored and supported by the LBCWD.

To serve their mission of rescuing, rehabilitating and releasing marine mammals and inspiring ocean stewardship, PMMC currently uses an average of 15,000 gallons of potable water per day and is the second largest water consumer in the LBCWD service area. The facility currently uses, and discharges to the sewer, on the order of 5 million gallons of water annually. The proposed Project involves installation of a new, automated, state-of-the-art water treatment/recycling system. The Project will save South Orange County 4 to 5 million gallons of water on an annual basis (12 to 15 acre-feet per year). Primary Project benefits include reduced dependence on imported water, increased water supply reliability through local treatment and water recycling, sustainability and efficiency through reduction in water and sewer transport, and operational improvements with respect to sewer loading, stormwater and sewer conveyance upgrades improving water quality, and significant educational opportunities for the visiting public to increase awareness about water issues.

Mr. Meberg will provide an introduction to PMMC, an overview of the project description, and the project benefits. Mrs. Hinchey will provide an overview of WMA considerations and the regional project benefits related to flood management, water quality, supply, reliability, and efficiency. The estimated total construction cost for the Project has been estimated at $5,000,000, and the project is anticipated to begin construction in mid- to late-2019.

Recommended Action: Receive and File

ITEM # 5. DISCUSSION OF SAN JUAN BASIN AUTHORITY REQUEST TO JOIN SOUTH OC WATERSHED MANAGEMENT AREA COOPERATIVE AGREEMENT

On July 16, 2018, Executive Committee Chair Jack Hunt, received a letter from San Juan Basin Authority (SJBA) requesting inclusion on the Executive Committee as a voting member. The letter is included in **Attachment A** to this staff report for your consideration. A subsequent letter was received July 23, 2018 from SJBA adding more detail pertaining to this request; this letter is also included in **Attachment A**. Per direction received from the Executive Committee at the June 4, 2015 meeting during consideration of a similar request from Laguna Beach County Water District, the Committee will consider this request over two meetings to provide for adequate discussion. Staff will present the SJBA request for Committee discussion at this meeting; any requests for further information in order to consider the item at the November 1, 2018 meeting will be documented and addressed by staff. The Committee will take an action on the request at the November 1, 2018 meeting.

Background on SJBA

SJBA was created in 1971 as a joint powers authority (JPA) for the purpose of carrying out water resource development in the San Juan Basin. The JPA members include the City of San Juan Capistrano, Moulton Niguel Water District, Santa Margarita Water District, and South Coast Water District.

The stated mission of SJBA is "to develop and maintain a reliable, high quality economical water supply for the residents in the San Juan Basin by maximizing water use through management of local ground and surface water of San Juan Creek and its tributaries with due consideration for preservation, enhancement, and conservation of the environment, including but not limited to, the natural resources, fish and wildlife, infrastructure improvements, and the cultural heritage of the area."

The SJBA produced in 2013 and maintains a Groundwater Management and Facilities Plan, which is appended to the IRWM Plan for the SOCWMA.

Procedure for Consideration of New SOCWMA Member Agencies

In 2010, staff from the County, Cities and Water Districts in South Orange County began working on a Cooperative Agreement for the South Orange County Watershed Management Area that would formalize the working relationship of the entities. The group, having secured a $25M grant from the State Water Resources Control Board through Proposition 50, knew that this was the next logical step in the process. The County, Cities (11) and Water/Special Districts (11) located in South Orange County were invited to participate.

In December, 2010, the Cooperative Agreement was executed by 20 agencies including: Aliso Viejo, County of Orange, Dana Point, El Toro Water District, Irvine Ranch Water District, Laguna Beach, Laguna Hills, Laguna Niguel, Laguna Woods, Lake Forest, Mission Viejo, Moulton Niguel Water District, Municipal Water District of Orange County, Rancho Santa Margarita, San Clemente, San Juan Capistrano, Santa Margarita Water District, South Coast Water District, South Orange County Wastewater Authority

and Trabuco Canyon Water District. The Cooperative Agreement included in your Watershed Executive Handbook as Appendix A, in Section 6 Additional PARTIES (page 7) reads, "It is recognized that there are other entities within the South Orange County WMA that may have commitments to or responsibility for water quality and water resource management. The PARTIES hereto agree to engage with other entities, as appropriate, on the water quality and water resource issues described above. Additional PARTIES may be added to the AGREEMENT with approval of the Executive Committee and upon execution of the AGREEMENT by the additional PARTY."

As noted in the SJBA request included as **Attachment A** to this staff report, SJBA is the joint powers authority responsible for groundwater management in the San Juan Basin and anticipates assisting the SOCWMA stakeholders and Member Agencies in meeting the IRWM Plan goals as it relates to groundwater and water resource management.

Ms. Jenna Voss, County of Orange, will introduce the item and provide background on the SJBA request. Mr. Norris Brandt, Administrator for SJBA, will provide further background on the SJBA request to be added to the SOCWMA Cooperative Agreement and on the role of the SJBA as manager for the San Juan Basin. Mr. Brandt will also be available for Committee questions regarding the SJBA request.

Recommended Action: Discuss and provide direction to staff on San Juan Basin Authority's request to be added to the South Orange County Watershed Management Area Executive Committee and Cooperative Agreement.

ITEM # 6. IRWM GRANT FUNDING UPDATE

Following approval of the 2018 IRWM Plan at the May 3, 2018 Committee meeting, the Member Agencies are in the process of taking the plan to their respective Councils and Boards for adoption. Once the IRWM Plan has been approved and/or adopted by all of the Member Agencies, it will be submitted to the Department of Water Resources (DWR) for their review; this review will ensure eligibility of SOCWMA projects for Proposition 1 IRWM Grant funding.

As was noted at the May Committee meeting, DWR has delayed release of Proposition 1 IRWM Grant funds and has indicated that the application process will be amended to include a workshop and interim application steps; these are modifications to the application process from previous grant rounds (from Propositions 50 and 84). Ms. Voss will provide an update to the Committee on the expected schedule and release of IRWM Grant funds, and an overview of the revised grant application process.

Recommended Action: Receive and file.

ITEM # 7. EXECUTIVE OFFICER'S REPORT

Grant Sharp, County of Orange, will provide an update on several ongoing projects and efforts within the South Orange County Watershed Management Area.

ITEM # 8. EXECUTIVE COMMITTEE MEMBER COMMENTS

ITEM # 9. ADJOURNMENT

Next meeting date: November 1, 2018

Attachment A – San Juan Basin Authority Letters

SAN JUAN BASIN AUTHORITY
26111 Antonio Parkway • Rancho Santa Margarita, CA 92688 (949) 459-6400 FAX (949) 459-6463

July 16, 2018

Mr. Jack Hunt, Chair
South Orange County Watershed Management Area
Executive Committee
c/o OC Public Works
2301 North Glassell Street
Orange, CA 92865

Subject: South Orange County Watershed Management Area Cooperative Agreement

Dear Mr. Hunt:

San Juan Basin Authority (SJBA) would like to be added to the South Orange County Watershed Management Area (SOCWMA) Cooperative Agreement as a voting member.

As the joint powers authority responsible for groundwater management in the San Juan Basin, in South Orange County, SJBA can play an important role assisting SOCWMA in reaching its Integrated Regional Water Management (IRWM) goals.

We understand the decision to add SJBA to the group of agreement participants requires approval from the Executive Committee and this is a formal request for that approval.

Please let us know if other steps are necessary for this process or if you need additional information. SJBA looks forward to becoming an active participant in the regional planning efforts.

Sincerely,
Norris Brandt

Administrator

cc: Watershed Management Division OC Environmental Resources
Jenna Voss, OC Public Works
2301 N. Glassell
Orange, CA 92865

SAN JUAN BASIN AUTHORITY
26111 Antonio Parkway • Rancho Santa Margarita, CA 92688 (949) 459-6400 FAX (949) 459-6463

July 23, 2018

Mr. Jack Hunt, Chair
South Orange County Watershed Management Area
Executive Committee
c/o OC Public Works
2301 North Glassell Street
Orange, CA 92865

Subject: South Orange County Watershed Management Area (SOCWMA)
San Juan Basin Authority (SJBA) Qualifications

Dear Mr. Hunt:

In our July 16, 2018 letter, we requested that San Juan Basin Authority (SJBA) be added to the South Orange County Watershed Management Area (SOCWMA) Cooperative Agreement as a voting member. The following describes SJBA's qualifications to join SOCWMA and some information about how SJBA can help the SOCWMA Executive Committee meet its objectives.

SJBA was formed in 1971 under a Joint Exercise of Powers Agreement among four water agencies to form a Joint Powers Authority (JPA). From the beginning, SJBA's mission has been to manage groundwater in the San Juan Basin, which includes the "flowing underground stream" along San Juan Creek and its tributaries, Arroyo Trabuco (aka Trabuco Creek) and Oso Creek. Today, the four agencies in the JPA are:

- City of San Juan Capistrano
- Moulton Niguel Water District
- Santa Margarita Water District, and
- South Coast Water District

Together, the service areas of these four contiguous agencies geographically cover the majority of Orange County south of the El Toro "Y."

In developing and protecting groundwater throughout the jurisdictions of the four member agencies, SJBA's very nature is watershed management. Over the last 47 years, countless hours have been spent by the four agencies, individually and collectively, discussing, analyzing, planning, designing, constructing, and operating facilities that enhance and protect both surface and ground water in South Orange County, and the Pacific Ocean downstream. And, SJBA is the only agency in South Orange County specifically tasked

with groundwater management responsibilities. That makes SJBA a uniquely good fit to help the SOCWMA meet its objectives in holistic management of the watersheds in South County.

Further, I, SJBA's Administrator, have personally been deeply involved in watershed management in Orange County. From 2003 to 2005, I was on the task force of city, County, and water agency leaders that developed the concept of the South Orange County Watershed Management Area. It is pleasing to see SOCWMA continues to evolve in its mission of inter-agency and stakeholder collaboration in the planning of future water policies and facilities that best serve the community and the environment.

As SOCWMA moves beyond simply providing a forum for sharing information and developing grant applications, SJBA can be a valuable partner. In implementing newly-adopted South Orange County Water Quality Improvement Plan (WQIP), SJBA brings groundwater and watershed management expertise that can assist in finding ways to expand local water supply and comply with stringent regulations through enhanced problem-solving and collaboration.

SJBA's request to become a voting member of SOCWMA is expected to be presented at the August 2, 2018 SOCWMA Executive Committee meeting. SJBA Directors, SJBA Administrator, and member agency staff will be attending the meeting and will be happy to answer any questions.

Thank you for considering SJBA's request to become a voting member on the SOCWMA Executive Committee. We ask that the SOCWMA Executive Committee approve SJBA's request to become a voting member.

Please don't hesitate to contact me at norris.brandt@sjbauthority.com or 949/293-6236 if you have an questions or need additional information.

Sincerely,
Norris Brandt

Administrator

cc: Watershed Management Division OC Environmental Resources
Jenna Voss, OC Public Works
2301 N. Glassell
Orange, CA 92865

Executive Committee Meeting

Tuesday, August 7, 2018
7:30 a.m.
Municipal Water District of Orange County Conference Room 101

AGENDA

I. Welcome

II. Approval of Minutes

- Consider approval of the minutes for the July 10, 2018 meeting

III. Public Comments

IV. Old Business

- LAFCO Dues Study Update
  - Discussion and possible action on the LAFCO Dues issue.

V. New Business

- LAFCO Policies & Procedures and FY 2018/19 Workplan
  - Discussion and possible recommendation on proposed LAFCO Policies & Procedures and FY 2018/19 Workplan recommendations for August 8, 2018 LAFCO Meeting

- Recognition of Phil Anthony and Appointment to OCCOG Position
  - Recognize the service of Phil Anthony and President's appointment to fill the vacant OCCOG position

VI. Treasurer's Report – Joan Finnegan

- Receive, discuss and file August 7, 2018 Treasurer's Report.

VII. CSDA Report – Bill Nelson/Arlene Schafer

- Receive, discuss and file the CSDA report.

VIII. LAFCO Report – John Withers

- Receive, discuss and file the LAFCO report.

IX. ACWA Report – Saundra Jacobs

- Receive, discuss and file the ACWA report.

X. OCCOG Report – Phil Anthony

- Receive, discuss and file OCCOG report.

XI. Subcommittee Reports

- **Program (Saundra Jacobs)**
  - Discuss programs and speakers for upcoming October 25th quarterly membership meeting
- **Membership (Mark Monin)**
- **Legislative (Mary Aileen Matheis)**
  - Discuss and consider taking action on proposed legislation of interest to Special Districts.

XII. President and Committee Member Announcements and Comments

XIII. Adjourn

Next Executive Committee Meeting: Tuesday, September 4, 2018
Next ISDOC Quarterly Meeting: October 25, 2018

ISDOC
Independent Special Districts of Orange County

Mailing Address

P.O. Box 20895
Fountain Valley, CA 92728

Meeting Location

MWDOC/OCWD
18700 Ward Street
Fountain Valley, CA 92708

(714) 963-3058
(714) 964-5930 *fax*

www.mwdoc.com/isdoc

Executive Committee

President
Hon. Jim Fisler
Mesa Water District

1st Vice President
Hon. Saundra Jacobs
Santa Margarita Water District

2nd Vice President
Hon. Mark Monin
El Toro Water District

3rd Vice President
Hon. Mary Aileen Matheis
Irvine Ranch Water District

Secretary
Hon. Doug Davert
East Orange County Water District

Treasurer
Hon. Joan C. Finnegan
Municipal Water District of Orange County

Past President
Hon. Mike Scheafer
Costa Mesa Sanitary District

Staff and Administration

Heather Baez
Municipal Water District of Orange County

Sylvia Prado
East Orange County Water District

ISDOC Executive Committee
July 10, 2018

Minutes

I. Welcome
President Jim Fisler called the meeting to order at 7:30 a.m.

Committee Members Present:
Jim Fisler, President (Mesa WD/LAFCO)
Saundra Jacobs, 1st Vice-President (SMWD)
Mark Monin, 2nd Vice-President (ETWD)
Mary Aileen Matheis, 3rd Vice President (IRWD)
Doug Davert, Secretary (EOCWD)
Joan Finnegan, Treasurer (MWDOC)
Mike Scheafer, Past President (CMSD)
Committee Members Absent: None

Others Present:

Bill Nelson (CSDA/OCCD)
John Withers (LAFCO)
Arlene Schafer (CSDA)
Al Nederhood (YLWD)
Stacy Taylor (Mesa Water)
Marwan Khalifa (Mesa Water)
Alicia Taylor (OCWD)
Heather Baez (MWDOC)
Kelly Hubbard (WEROC)
Christina Hernandez (MWDOC)

II. Minutes
1. The minutes from the June 5, 2018, meeting of the Executive Committee were reviewed. Upon a motion by 2nd Vice President Monin and second by 1st Vice President Jacobs, the minutes were unanimously approved.

III. Public Comments:

2. None

IV. Old Business:

1. LAFCO Dues- After considerable discussion, a motion was made by 1st Vice President Jacobs and seconded by Secretary Doug Davert to select proposed Dues Alternative B as the recommended Dues Methodology for review and approval by the ISDOC Agencies. 2nd Vice President Monin presented a substitute motion to send all three alternatives out to the membership for a vote; the motion died for lack of a second. The original motion was approved Ayes 5, Noes, 1(Monin Opposed). Heather Baez will forward the proposal and ballot to the member agencies.

V. New Business:

Operational Area Agreement – ISDOC Representation: WEROC Manager Kelly Hubbard reported that WEROC may obtain a seat on the Operational Area Committee (the policy making emergency preparedness committee for the County), but if that happens, ISDOC may lose representation. After discussion, it was agreed that WEROC Manager Hubbard would return with a matrix to show how special districts would be represented without direct representation on the OA.

VI. Treasurer's Report – Joan Finnegan

1. After payment of the expenses, the bank balance as of 6/1/18 is $10,628,86.

VII. California Special Districts Association (CSDA) Report – Bill Nelson & Arlene Schafer

1. September 24-27 – Annual Conference in Indian Wells; sign up early to ensure hotel availability (no hotel reservations are available unless CSDA registration is received)
2. Award Nominations: July 20, 2018 deadline for submittal – Board Member of the Year, General Manager of the Year, CSDA Chapter of the Year.
3. Board Elections – A seat is open for the Southern Region; ballots are out and due back by August 10, 2018.
4. The "new" Special District magazine with a cleaner format and more content has debuted.
5. The last CSDA Board Meeting for the year will be held August 30-31.
6. Costa Mesa Sanitary District General Manager Scott Carroll was complimented on the "So you want to be a General Manager" all-day session that he developed and presented at the CSDA General Manager's Conference in June; approximately 45 potential general managers attended the excellent program.

VIII. Local Agency Formation Commission (LAFCO) Report – LAFCO Commissioner John Withers

LAFCO Commissioner Withers noted the following:

1. Biggest item on the agenda is the City of San Juan Capistrano Water System Study Session.
2. Board will consider adoption of the proposed FY18/19 Budget.
3. Oaths of Office will be administered to new/re-elected Commissioners.

A presentation was made to Commissioner Withers expressing appreciation for the years of service that he has provided to ISDOC through his service on LAFCO.

IX. Association of California Water Agencies (ACWA) – 1st Vice President Saundra Jacobs

1. Long-Term Water Use Efficiency – ACWA has posted a summary of the requirements of AB 1668/SB606. ACWA will be holding an upcoming webinar on these requirements and how to convey them to customers.
2. Recruiting for the CEO position is ongoing – applications are due mid-June.
3. Draft Final Bay Delta Update was released on July 6, 2018.\
4. Region 10 Membership Meeting is being planned for October.

X. OCCOG Report – Past President Mike Scheafer

Immediate Past President Schaefer (filling in for OCCOG Representative Anthony) noted that he was unable to attend the June meeting; there is no July meeting.

XI. Subcommittee Reports

1. Program – 1st Vice President Saundra Jacobs
   Committee Members noted that Chris Epting was an excellent speaker. We need a speaker for October; Lisa Ohlund noted that she contacted Buena Park Library Director Mary Macasland who noted that she would be happy to come talk about the 100th birthday celebration that Buena Park Library District and Placentia Library District will be celebrating next year, but doesn't think that is main speaker material. The Center for Demographic Research was suggested as a topic/speaker.

2. Membership – Mark Monin:
   2nd Vice-President Monin reported that he has been speaking with Redwine & Sherrill and Bootwell and Faye about joining as associate members.

1. Legislative – No report.

XII. President and Committee Member Announcements and Comments:

1. CSDA Board Member Nelson inquired about Directors being treated as employees; several comments were provided.

XIII. The meeting was adjourned at 9:08 a.m.; the next Executive Committee Meeting will be held on Tuesday, August 7, 2018 at 7:30 a.m.

AGENDA

Friday, August 3, 2018
7:30 a.m. - 9:00 a.m.
Doors open at 7:00 a.m.

OCWD/MWDOC JOINT BOARD ROOM
18700 Ward Street, Fountain Valley

Mailing Address
P.O. Box 8300
Fountain Valley, CA 92708

Meeting Location
18700 Ward Street
Fountain Valley, CA 92708

(714) 378-3200
(714) 963-0291 *fax*

www.ocwd.com/news-events/events/waco
www.mwdoc.com/waco

Officers

Chair
Hon. Jose Vergara
El Toro Water District

Vice Chair
Hon. Jim Atkinson
Mesa Water District

Staff Contacts

Alicia Dunkin
Orange County Water District

Heather Baez
Municipal Water District of Orange County

Stay Connected with WACO on Facebook, Twitter, and YouTube!

/orangecountywater

@waco_h2o

/orangecountywater

Pledge of Allegiance

Announcements & Introductions

- Jose Vergara, El Toro Water District

Reports

- Association of California Water Agencies (ACWA) Report – Cathy Green, Orange County Water District
- Metropolitan Water District of Southern California Report – Linda Ackerman, Metropolitan Water District of Southern California

Program: Working with Agriculture – A Farmer's Perspective

- Paul Parreira, Partner, Parreira Agriculture Enterprises

Adjourn

……..……..

Next WACO Meeting

Friday, September 7, 7:30 a.m. @ OCWD/MWDOC Joint Boardroom

Next WACO Planning Committee Meeting

Tuesday August 21, 7:30 a.m. @ MWDOC 101

DATES TO REMEMBER

AUGUST/SEPTEMBER 2018

1. Aug 22-24 – Urban Water Conference (San Diego)
2. Aug 28 – 12:00 noon – South County Agencies Meeting (TCWD)
3. Aug 29 – 10:00 a.m. – Lake Forest Quarterly Utility Meeting
4. Aug 31 – 8:00 a.m. – TV-6 (Vergara)
5. Aug 31 – DISTRICT OFFICE CLOSED
6. Sept 3 – LABOR DAY – DISTRICT OFFICE CLOSED
7. Sept 4 – 7:30 a.m. – RRC Meeting
8. Sept 4 – 7:30 a.m. – ISDOC Executive Committee Meeting
9. Sept 5 – 8:30 a.m. – MWDOC/MET Directors Workshop
10. Sept 6 – 8:30 a.m. – SOCWA Board Meeting
11. Sept 7 – 7:30 a.m. – WACO
12. Sept 7 – 11:30 a.m. – Chair/GM Meeting
13. Sept 12 – 8:00 a.m. – LAFCO
14. Sept 12 – 8:30 a.m. – MWDOC Admin/Finance Meeting
15. Sept 14 – DISTRICT OFFICE CLOSED
16. Sept 17 – 8:30 a.m. – MWDOC Public Affairs Meeting
17. Sept 18 – 7:30 a.m. – Agenda Review
18. Sept 18 – 7:30 a.m. – WACO Planning Committee Meeting
19. Sept 19 – 8:30 a.m. – MWDOC Board Meeting
20. Sept 20 – 8:00 a.m. – SAC Meeting (IRWD)
21. Sept 20 – 10:30 a.m. – MWDOC Managers Meeting
22. Sept 21 – 11;30 a.m. – Chair/GM Meeting
23. Sept 25 – 27 – CSDA Conference (Indian Wells)
24. Sept 25 – 7:30 a.m. – Regular Engineering/FIC Meeting
25. Sept 25 – 12:00 noon – South County Agencies Meeting (TCWD)

26. Sept 27 – 7:30 a.m. – Regular Board Meeting
27. Sept 28 – 8:00 a.m. – TV-6 (Goldman)
28. Sept 28 – DISTRICT OFFICE CLOSED

Carry-Over Pending Matters

1. Cyber Security

2. System Vulnerability

3. Equipment Maintenance

4. Strategic Plan Goals with specific timelines for completion:

   Goal 6.1 Update District policies for contracting and purchasing. The goal is to document defensible, transparent, justifiable contracting and purchasing practices that are practical to implement.

5. Phase III Recycled Water Update

6. Emergency 60-day Water Supply Reliability Plan

EL TORO WATER DISTRICT
Glossary of Water Terms

Accumulated overdraft: The amount of water necessary to be replaced in the intake area of the groundwater basin to prevent the landward movement of ocean water into the fresh groundwater body.

Acre-foot, AF: A common water industry unit of measurement. An acre-foot is 325,851 gallons, or the amount of water needed to cover one acre with water one foot deep. An acre-foot serves annual needs of two typical California families.

ACWA: Association of California Water Agencies.
A statewide group based in Sacramento that actively lobbies State and Federal Government on water issues.

Advanced treatment: Additional treatment processes used to clean wastewater even further following primary and secondary treatment. Also known as tertiary treatment.

AFY: Acre-foot per year.

Alluvium: A stratified bed of sand, gravel, silt, and clay deposited by flowing water.

AMP: Allen McCulloch pipeline.

Major pipeline transporting treated water to water districts between Yorba Linda, where it starts to El Toro Water District reservoir, where it terminates.

Annexation: The inclusion of land within a government agency's jurisdiction.

Annual overdraft: The quantity by which the production of water from the groundwater supplies during the water year exceeds the natural replenishment of such groundwater supplies during the same water year.

Aqueduct: A man-made canal or pipeline used to transport water.

Aquifer: An underground geologic formation of rock, soil or sediment that is naturally saturated with water; an aquifer stores groundwater.

Arid: Dry; deserts are arid places. Semi-arid places are almost as dry as a desert.

Artesian: An aquifer in which the water is under sufficient pressure to cause it to rise above the bottom of the overlying confining bed, if the opportunity is provided.

Artificial recharge: The addition of surface water to a groundwater reservoir by human activity, such as putting surface water into recharge basins. (See also: groundwater recharge and recharge basin.)

AWWA American Water Works Association
Nationwide group of public and private water purveyors and related industrial suppliers.

Base flow: The portion of river surface flow which remains after deduction of storm flow and/or purchased imported water.

Bay-Delta: The Sacramento-San Joaquin Bay-Delta is a unique natural resource of local, state and national significance. The Delta Is home to more than 500,000 people; contains 500,000 acres of agriculture; provides habitat for 700 native plant and animal species; provides water for more than 25 million Californians and 3 million acres of agriculture; is traversed by energy, communications and transportation facilities vital to the economic health of California; and supports a $400 billion economy.

BIA: Building Industry Association.

Biofouling: The formation of bacterial film (biofilm) on fragile reverse osmosis membrane surfaces.

Biosolids: Solid organic matter recovered from a sewage treatment process and used especially as fertilizer.

BMP: Best Management Practice. An engineered structure or management activity, or combination of these, that eliminates or reduces adverse environmental effects.

Brackish water: A mixture of freshwater and saltwater.

Brown Act: Ralph M. Brown Act enacted by the State legislature governing all meetings of legislative bodies. Also know as the Open Meeting requirements.

Canal: A ditch used to move water from one location to another.

CASA: California Association of Sanitation Agencies The sanitation equivalent of ACWA concerned solely with issues affecting the treatment and disposal of solid waste and wastewater.

CEQA: California Environmental Quality Act.

CERCLA: Comprehensive Environmental Response, Compensation and Liability Act. This federal law establishes the Superfund program for hazardous waste sites. It provides the legal basis for the United States EPA to regulate and clean up hazardous waste sites, and if appropriate, to seek financial compensation from entities responsible for the site.

CFS: Cubic feet per second.

Chloramines: A mixture of ammonia and chlorine used to purify water.

Clarify: To make clear or pure by separation and elimination of suspended solid material.

Coagulation: The clumping together of solids so they can more easily be settled out or filtered out of water. A chemical called aluminum sulfate (alum) is generally used to aid coagulation in water treatment and reclamation.

Coastkeepers: A non-profit organization dedicated to the protection and preservation of the marine habitats and watersheds of Orange County through programs of education, restoration, enforcement and advocacy.

Colored water: Groundwater extracted from the basin that is unsuitable for domestic use without treatment due to high color and odor exceeding drinking water standards.

Condensation: The process of water vapor (gas) changing into liquid water. An example of condensation can be seen in the tiny water droplets that form on the outside of a glass of iced tea as warmer air touches the cooler glass.

Confined aquifer: An aquifer that is bound above and below by dense layers of rock and contains water under pressure.

Conjunctive use: Storing imported water in a local aquifer, in conjunction with groundwater, for later retrieval and use.

Contaminate: To make unclean or impure by the addition of harmful substances.

CPCFA: California Pollution Control Financing Authority. State agency providing funds for wastewater reclamation projects.

Crisis:
1. **a:** The turning point for better or worse **b:** a paroxysmal attack of pain, distress, or disordered function **c:** an emotionally significant event or radical change of status in a person's life <a midlife *crisis*>
2. The decisive moment (as in a literary plot)
3. **a:** An unstable or crucial time or state of affairs in which a decisive change is impending; *especially* **:** one with the distinct possibility of a highly undesirable outcome <a financial *crisis*> **b:** a situation that has reached a critical phase

CTP Coastal Treatment Plant

CWPCA California Water Pollution Control Association. A 7000 member non-profit educational organization dedicated to water pollution control.

Dam: A barrier built across a river or stream to hold water.

Decompose: To separate into simpler compounds, substances or elements.

Deep percolation: The percolation of surface water through the ground beyond the lower limit of the root zone of plants into a groundwater aquifer.

Degraded water: Water within the groundwater basin that, in one characteristic or another, does not meet primary drinking water standards.

Delta: Where the rivers empty; an outlet from land to ocean, also where the rivers deposit sediment they carry forming landforms.

Delta Vision: Delta Vision is intended to identify a strategy for managing the Sacramento-San Joaquin Delta as a sustainable ecosystem that would continue to support environmental and economic functions that are critical to the people of California.

Demineralize: To reduce the concentrations of minerals from water by ion exchange, distillation, electro-dialysis, or reverse osmosis.

De-nitrification: The physical process of removing nitrate from water through reverse osmosis, microfiltration, or other means.

Desalting (or desalination): Removing salts from salt water by evaporation or distillation. Specific treatment processes, such as reverse osmosis or multi-stage flash distillation, to demineralize seawater or brackish (saline) waters for reuse. Also sometimes used in wastewater treatment to remove salts other pollutants.

Desilting: The physical process of removing suspended particles from water.

Dilute: To lessen the amount of a substance in water by adding more water.

Disinfection: Water treatment which destroys potentially harmful bacteria.

Drainage basin: The area of land from which water drains into a river, for example, the Sacramento River Basin, in which all land area drains into the Sacramento River. Also called catchment area, watershed, or river basin.

Drought: A prolonged period of below-average precipitation.

DPHS: California Department of Public Health Services. Regulates public water systems; oversees water recycling projects; permits water treatment devices; certifies drinking water treatment and distribution operators; supports and promotes water system security; provides support for small water systems and for improving technical, managerial, and financial (TMF) capacity; provides funding opportunities for water system improvements.

DVL: Diamond Valley Lake. Metropolitan's major reservoir near Hemet, in southwestern Riverside County.

DWR: California Department of Water Resources. Guides development/management of California's water resources; owns/operates State Water Project and other water facilities.

Endangered Species: A species of animal or plant threatened with extinction.

Endangered Species Act of 1973 (ESA): The most wide-ranging of the dozens of United States environmental laws passed in the 1970s. As stated in section 2 of the act, it was designed to protect critically imperiled species from extinction as a "consequence of economic growth and development untendered by adequate concern and conservation.

Ecosystem: Where living and non-living things interact (coexist) in order to survive.

Effluent: Wastewater or other liquid, partially or completely treated or in its natural state, flowing from a treatment plant.

Evaporation: The process that changes water (liquid) into water vapor (gas).

Estuary: Where fresh water meets salt water.

Evapotransporation: The quantity of water transpired (given off), retained in plant tissues, and evaporated from plant tissues and surrounding soil surface. Quantitatively, it is expressed in terms of depth of water per unit area during a specified period of time.

FCH Federal Clearing House – Environmental Review/Processing

FEMA Federal Emergency Management Agency

Filtration: The process of allowing water to pass through layers of a porous material such as sand, gravel or charcoal to trap solid particles. Filtration occurs in nature when rain water soaks into the ground and it passes through hundreds of feet of sand and gravel. This same natural process of filtration is duplicated in water and wastewater treatment plants, generally using sand and coal as the filter media.

Flocculation: A chemical process involving addition of a coagulant to assist in the removal of turbidity in water.

Forebay: A reservoir or pond situated at the intake of a pumping plant or power plant to stabilize water level; also, a portion of a groundwater basin where large quantities of surface water can recharge the basin through infiltration.

Gray water reuse: Reuse, generally without treatment, of domestic type wastewater for toilet flushing, garden irrigation and other non-potable uses. Excludes water from toilets, kitchen sinks, dishwashers, or water used for washing diapers.

Green Acres Project (GAP): A 7.5 million gallons per day (MGD) water reclamation project that serves tertiary treated recycled water to irrigation and industrial users in Costa Mesa, Fountain Valley, Huntington Beach, Newport Beach, and Santa Ana.

God Squad: A seven-member committee that is officially called the "Endangered Species Committee". Members consist of Secretary of the Interior, the Secretary of Agriculture, the Secretary of the Army, the Chairman of the Council of Economic Advisers, the Administrator of the National Oceanic and Atmospheric Administration and one individual from the affected state. The squad was established in 1978 by an amendment to the 1973 Endangered Species Act (ESA). It has only been called into action three times to deal with proposed federal agency actions that have been determined to cause "jeopardy" to any listed species. Such actions may receive an exemption from the ESA if five members of the committee determine that the action is of regional or national significance, that the benefits of the action clearly outweigh the benefits of conserving the species and that there are no reasonable and prudent alternatives to the action.

Groundwater: Water that has percolated into natural, underground aquifers; water in the ground, not water puddled on the ground.

Groundwater basin: A groundwater reservoir defined by the overlying land surface and the underlying aquifers that contain water stored in the reservoir. Boundaries of success-ively deeper aquifers may differ and make it difficult to define the limits of the basin.

Groundwater mining: The withdrawal of water from an aquifer in excess of recharge over a period of time. If continued, the underground supply would eventually be exhausted or the water table could drop below economically feasible pumping lifts.

Groundwater overdraft: The condition of a groundwater basin in which the amount of water withdrawn by pumping exceeds the amount of water that recharges the basin over a period of years during which water supply conditions approximate average.

Groundwater recharge: The action of increasing groundwater storage by natural conditions or by human activity. See also: Artificial recharge.

Ground Water Replenishment System (GWRS): A joint project of the Orange County Water District and the Orange County Sanitation District that will provide up to 100,000 acre-feet of reclaimed water annually. The high-quality water will be used to expand an existing underground seawater intrusion barrier and to replenish the groundwater basin underlying north and central Orange County.

Groundwater table: The upper surface of the zone of saturation (all pores of subsoil filled with water), except where the surface if formed by an impermeable body.

GPM: Gallons per minute.

Ground Water Replenishment System (GWRS): Orange County Water District's state-of-the-art, highly advanced, waste-water treatment facility.

Hydrologic balance: An accounting of all water inflow to, water outflow from, and changes in water storage within a hydrologic unit over a specified period.

Hydrologic cycle: The process of water constantly circulating from the ocean, to the atmosphere, to the earth in a form of precipitation, and finally returning to the ocean.

Imported water: Water that has originated from one hydrologic region and is transferred to another hydrologic region.

Inflatable rubber dams: Designed to replace temporary sand levees that wash out during heavy storm flow, the dams hold back high-volume river flows and divert the water into the off-river system for percolation.

Influent: Water or wastewater entering a treatment plant, or a particular stage of the treatment process.

Irrigation: Applying water to crops, lawns or other plants using pumps, pipes, hoses, sprinklers, etc.

JPIA Joint Powers Insurance Authority. A group of water agencies providing self-insurance to members of the ACWA.

LAIF Local Agency Investment Fund. Statewide pool of surplus public agency money managed by State Treasurer.

Leach: To remove components from the soil by the action of water trickling through.

MAF: Million acre feet.

MCL: Maximum contaminant level set by EPA for a regulated substance in drinking water. According to health agencies, the maximum amount of a substance that can be present in water that's safe to drink and which looks, tastes and smells good.

MET: Metropolitan Water District of Southern California.

MGD: Million gallons per day.

Microfiltration: A physical separation process where tiny, hollow filaments members separate particles from water.

Microorganism: An animal or plant of microscopic size.

MWD: Metropolitan Water District of Southern California.

MWDOC: Municipal Water District of Orange County. Intermediate wholesaler between MWD and 27 member agencies including ETWD.

Non-point source pollution: Pollution that is so general or covers such a wide area that no single, localized source of the pollution can be identified.

NPDES National Pollution Discharge Elimination System

OCBC: Orange County Business Council.

OCEMA Orange County Environmental Management Agency

OCWD: Orange County Water District.

Opportunity:
1. A favorable juncture of circumstances.
2. A good chance for advancement or progress .

Organism: Any individual form of life, such as a plant, animal or bacterium.

PCM Professional Community Management, Inc. Property Management company providing services to Laguna Woods Village and other homeowner associations.

Perched groundwater: Groundwater supported by a zone of material of low permeability located above an underlying main body of groundwater with which it is not hydrostatically connected.

Percolation: The downward movement of water through the soil or alluvium to the groundwater table.

Permeability: The capability of soil or other geologic formations to transmit water.

Point source: A specific site from which waste or polluted water is discharged into a water body, the source of which is identified. See also: non-point source.

Potable water: Suitable and safe for drinking.

PPB: Parts per billion.

Precipitation: Water from the atmosphere that falls to the ground as a liquid (rain) or a solid (snow, sleet, hail).

Primary treated water: First major treatment in a wastewater treatment facility, usually sedimentation but not biological oxidation.

Primary treatment: Removing solids and floating matter from wastewater using screening, skimming and sedimentation (settling by gravity).

Prior appropriation doctrine: Allocates water rights to the first party who diverts water from its natural source and applies the water to beneficial use. If at some point the first appropriator fails to use the water beneficially, another person may appropriate the water and gain rights to the water. The central principle is beneficial use, not land ownership.

Pumping Plant: A facility that lifts water up and over hills.

Recharge: The physical process where water naturally percolates or sinks into a groundwater basin.

Recharge basin: A surface facility, often a large pond, used to increase the infiltration of surface water into a groundwater basin.

Reclaimed wastewater: Wastewater that becomes suitable for a specific beneficial use as a result of treatment. See also: wastewater reclamation.

Reclamation project: A project where water is obtained from a sanitary district or system and which undergoes additional treatment for a variety of uses, including landscape irrigation, industrial uses, and groundwater recharge.

Recycling: A type of reuse, usually involving running a supply of water through a closed system again and again. Legislation in 1991 legally equates the term "recycled water" to reclaimed water.

Reservoir: A place where water is stored until it is needed. A reservoir can be an open lake or an enclosed storage tank.

Reverse osmosis: (RO) A method of removing salts or other ions from water by forcing water through a semi-permeable membrane.

RFP Request for Proposal

Riparian: Of or on the banks of a stream, river, or other body of water.

RO: Reverse osmosis. See the listing under "reverse osmosis."

R-O-W Right-of-way

Runoff: Liquid water that travels over the surface of the Earth, moving downward due to gravity. Runoff is one way in which water that falls as precipitation returns to the ocean.

RWQCB Regional Water Quality Control Board. State agency regulating discharge and use of recycled water.

Safe Drinking Water Act (SDWA): The Safe Drinking Water Act (SDWA) was originally passed by Congress in 1974 to protect public health by regulating the nation's public drinking water supply. The law was amended in 1986 and 1996 and requires many actions to protect drinking water and its sources: rivers, lakes, reservoirs, springs, and ground water wells. (SDWA does not regulate private wells which serve fewer than 25 individuals.) SDWA authorizes the United States Environmental Protection Agency (US EPA) to set national health-based standards for drinking water to protect against both naturally-occurring and man-made contaminants that may be found in drinking water. US EPA, states, and water systems work together to make sure that these standards are met.

Safe yield: The maximum quantity of water that can be withdrawn from a groundwater basin over a long period of time without developing a condition of overdraft, sometimes referred to as sustained yield.

SAFRA Santa Ana River Flood Protection Agency

Salinity: Generally, the concentration of mineral salts dissolved in water. Salinity may be measured by weight (total dissolved solids - TDS), electrical conductivity, or osmotic pressure. Where seawater is known to be the major source of salt, salinity is often used to refer to the concentration of chlorides in the water.

SAWPA: Santa Ana Watershed Project Authority.

SCADA Supervisory Control and Data Acquisition

SCAP Southern California Alliance of Publicly. Newly formed group of public agencies seeking reasonable regulation of sewer industry.

SCH State Clearing House – Environmental Review/Processing

Seasonal storage: A three-part program offered by Metropolitan Water District of Southern California:

> **STSS (Short Term Seasonal Storage)** financially encourages agencies with local groundwater production capabilities to produce a higher percentage of their demand in the summer from their local groundwater supplies, thus shifting a portion of their demand on the MWD system from the summer to winter;
>
> **LTSS (Long Term Seasonal Storage)** financially encourages retail agencies to take and store additional amounts of MWD water above their normal annual demands for later use; Replenishment Water provides less expensive interruptible water that is generally available and used to increase the operating yield of groundwater basins.

Seawater intrusion: The movement of salt water into a body of fresh water. It can occur in either surface water or groundwater basins.

Seawater barrier: A physical facility or method of operation designed to prevent the intrusion of salt water into a body of freshwater.

Secondary treatment: The biological portion of wastewater treatment which uses the activated sludge process to further clean wastewater after primary treatment. Generally, a level of treatment that produces 85 percent removal efficiencies for biological oxygen demand and suspended solids. Usually carried out through the use of trickling filters or by the activated sludge process.

Sedimentation: The settling of solids in a body of water using gravity.

Settle: To clarify water by causing impurities/solid material to sink to a container's bottom.

Sewer: The system of pipes that carries wastewater from homes and businesses to a treatment plant or reclamation plant. Sewers are separate from storm drains, which is a system of drains and pipes that carry rain water from urban streets back to the ocean. Overwatering your yard can also cause water to run into the streets and into storm drains. Storm drain water is not treated before it is discharged.

SigAlert: Any unplanned event that causes the closing of one lane of traffic for 30 minutes or more, as opposed to a planned event, like road construction, which is planned.

SJBA San Juan Basin Authority

Sludge: The solids that remain after wastewater treatment. This material is separated from the cleaned water, treated and composted into fertilizer. Also called biosolids.

SOCWA South Orange County Wastewater Authority. Regional Joint Powers Authority formed for collection and treatment of sewerage (previously known as AWMA/SERRA/SOCRA). SOCWA member agencies:

CSC – City of San Clemente

CSJC – City of San Juan Capistrano

CLB – City of Laguna Beach

ETWD – El Toro Water District

EBSD – Emerald Bay Service District

IRWD – Irvine Ranch Water District

MNWD – Moulton Niguel Water District

SCWD – South Coast Water District

SMWD – Santa Margarita Water District

TCWD – Trabuco Canyon Water District

SRF State Revolving Fund

Storm Drain: The system of pipes that carries rain water from urban streets back to the ocean. Overwatering your yard can also cause water to run into the streets and into storm drains. Storm drain

water is not treated before it is discharged. Storm drains are separate from sewers, which is a separate system of pipes to carry wastewater from homes and businesses to a treatment plant or reclamation plant for cleaning.

Storm flow: Surface flow originating from precipitation and run-off which has not percolated to an underground basin.

SWP: State Water Project. An aqueduct system that delivers water from northern California to central and southern California.

SWRCB State Water Resources Control Board

TDS: Total dissolved solids. A quantitative measure of the residual minerals dissolved in water that remain after evaporation of a solution. Usually expressed in milligrams per liter.

Tertiary treatment: The treatment of wastewater beyond the secondary or biological stage. Normally implies the removal of nutrients, such as phosphorous and nitrogen, and a high percentage of suspended solids.

THM: Trihalomethanes. Any of several synthetic organic compounds formed when chlorine or bromine combine with organic materials in water.

TMA: Too many acronyms.

TMDL: Total maximum daily load; A quantitative assessment of water quality problems, contributing sources, and load reductions or control actions needed to restore and protect bodies of water.

Transpiration: The process in which plant tissues give off water vapor to the atmosphere as an essential physiological process.

Turbidity: Thick or opaque with matter in suspension; muddy water.

Ultraviolet light disinfection: A disinfection method for water that has received either secondary or tertiary treatment used as an alternative to chlorination.

VE Value Engineering

VOC: Volatile organic compound; a chemical compound that evaporates readily at room temperature and contains carbon.

Wastewater: Water that has been previously used by a municipality, industry or agriculture and has suffered a loss of quality as a result.

Water Cycle: The continuous process of surface water (puddles, lakes, oceans) evaporating from the sun's heat to become water vapor (gas) in the atmosphere. Water condenses into clouds and then falls back to earth as rain or snow (precipitation). Some precipitation soaks into the ground (percolation) to replenish groundwater supplies in underground aquifers.

Water rights: A legally protected right to take possession of water occurring in a natural waterway and to divert that water for beneficial use.

Water-use Efficiency: The water requirements of a particular device, fixture, appliance, process, piece of equipment, or activity.

Water year (USGS): The period between October 1st of one calendar year to September 30th of the following calendar year.

Watermaster: A court appointed person(s) that has specific responsibilities to carry out court decisions pertaining to a river system or watershed.

Water Reclamation: The treatment of wastewater to make it suitable for a beneficial reuse, such as landscape irrigation. Also called water recycling.

Watershed: The total land area that from which water drains or flows to a river, stream, lake or other body of water.

Water table: The top level of water stored underground.

WEF Water Environment Federation. Formerly – Water Pollution Control Federation (WPCF). International trade group advising members of sewage treatment techniques and their effect on the environment.

Weir box: A device to measure/control surface water flows in streams or between ponds.

Wellhead treatment: Water quality treatment of water being produced at the well site.

Wetland: Any area in which the water table stands near, at, or above the land surface for a portion of the year. Wetlands are characterized by plants adapted to wet soil conditions.

Xeriscape: Landscaping that requires minimal water.